
ESTATE CAPITAL
INVESTMENT
PORTFOLIOS
OVERVIEW

EDITION 34

Winter & Spring 2021



In The Overview:

Diversified Investment Portfolios

Risk Related Asset Allocation

Range of Returns

Investment Fund Due Diligence

Shortlist Criteria

Our Portfolio Selection

OVERVIEW



CAUTIOUS PORTFOLIO

The Cautious Portfolio is a blended style strategy. It is aimed at medium to long term investors who are seeking a relatively cautious investment that has a genuine prospect of capital growth.

The Cautious Portfolio performance is benchmarked against the average performance of the IA Mixed Investment 0%–35% sector. The Cautious Portfolio has a risk rating and investor profile of 3 out of 10.



CONSERVATIVE ALPHA PORTFOLIO

The Conservative Alpha Portfolio is an active growth style strategy. It is aimed at medium to long term investors who are seeking above average capital growth from a diversified portfolio.

The Conservative Alpha Portfolio performance is benchmarked against the average performance of the IA Mixed Investment 20%–60% sector and has a risk rating and investor profile of 4 out of 10.



BALANCED BETA PORTFOLIO

The Balanced Beta Portfolio is a passive growth strategy. It is aimed at medium to long term investors who are seeking above average capital growth from a balanced portfolio of mainly equity investments.

The Balanced Beta Portfolio performance is benchmarked against the average performance of the IA Mixed Investment 20%–60% sector and has a risk rating and investor profile of 5 out of 10. The Balanced Beta Portfolio is the Estate Capital default portfolio for regular pension contributions.



BALANCED ALPHA PORTFOLIO

The Balanced Alpha Portfolio is an active growth style strategy. It is aimed at medium to long term investors who are seeking above average capital growth from a balanced portfolio of mainly equity investments.

The Balanced Alpha Portfolio performance is benchmarked against the average performance of the IA Mixed Investment 40%–85% sector and has a risk rating and investor profile of 6 out of 10.



SPECULATIVE BETA PORTFOLIO

The Speculative Beta Portfolio is a passive growth strategy. It is aimed at medium to long term investors who are seeking above average capital growth from a balanced portfolio of mainly equity investments.

The Speculative Beta Portfolio performance is benchmarked against the average performance of the IA Mixed Investment 40%–85% sector and has a risk rating and investor profile of 7 out of 10.



SPECULATIVE ALPHA PORTFOLIO

The Speculative Alpha Portfolio is an active growth strategy. It is aimed at medium to long term investors who are seeking above average capital growth from a speculative portfolio of mainly global equity investments.

The Speculative Alpha Portfolio performance is benchmarked against the average performance of the IA Mixed Investment 40%–85% sector and has a risk rating and investor profile of 8 out of 10.

ASSET ALLOCATION

Investment Portfolios

The Estate Capital Investment Portfolios offer six model investment strategies aimed at medium to long term investors who seek capital growth and income from a portfolio of leading investment funds. The portfolios can be used in full or as a core holding in a broader bespoke portfolio.

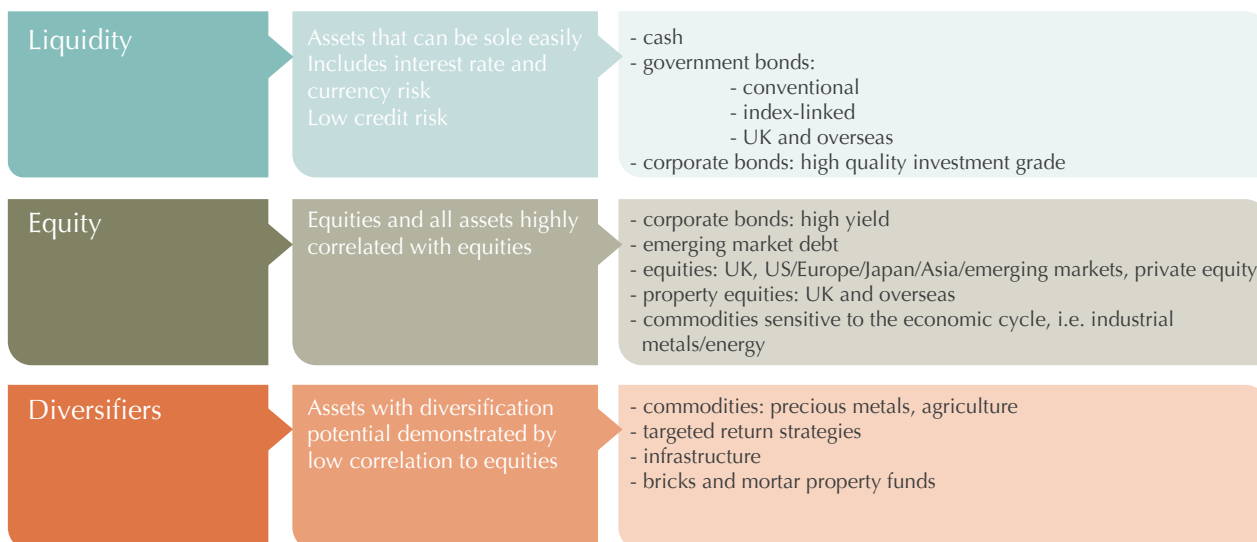
The portfolios offer access to highly rated leading investment fund managers who have in the past provided above average returns. The individual funds that make up our diversified portfolios are selected upon the quality of the fund manager and the consistency of past performance.

Investment Diversity

There is a wide range of asset classes across global markets available to investors. Our Portfolios bring together a diversity of:

- Equities
- Fixed Interest Securities
- Commercial Property
- Commodities
- Alternative Investments
- Cash

The global balance of investment across differing asset classes is a primary driver of portfolio return and enhanced security.



Active Funds - Alpha Portfolios

Our active investment portfolios bring together a blend of the leading UK fund managers. The managers we select represent the best in their asset class. Active investment managers will seek to outperform their sector average through their analysis and understanding of the market.

Active management is implemented through either a growth or value strategy. Growth funds seek outperformance through stock selection based upon growth potential and momentum. Value funds seek outperformance through the selection of unpopular and undervalued stock that in time recover their true market value.

Passive Funds - Beta Portfolios

Passive funds replicate the stockholdings of an underlying index, such as the FTSE 100. Since these funds track the composition and performance of the underlying index, there are lower levels of management and trading activity and so the funds have a lower total expense ratio. We offer both a predominantly passive balanced and speculative portfolios.

Asset Allocation

It is commonly agreed from established research that asset allocation provides for the majority of total return for a managed investment portfolio. Asset allocation is the main driver of portfolio performance. It is more important than fund selection or market timing.

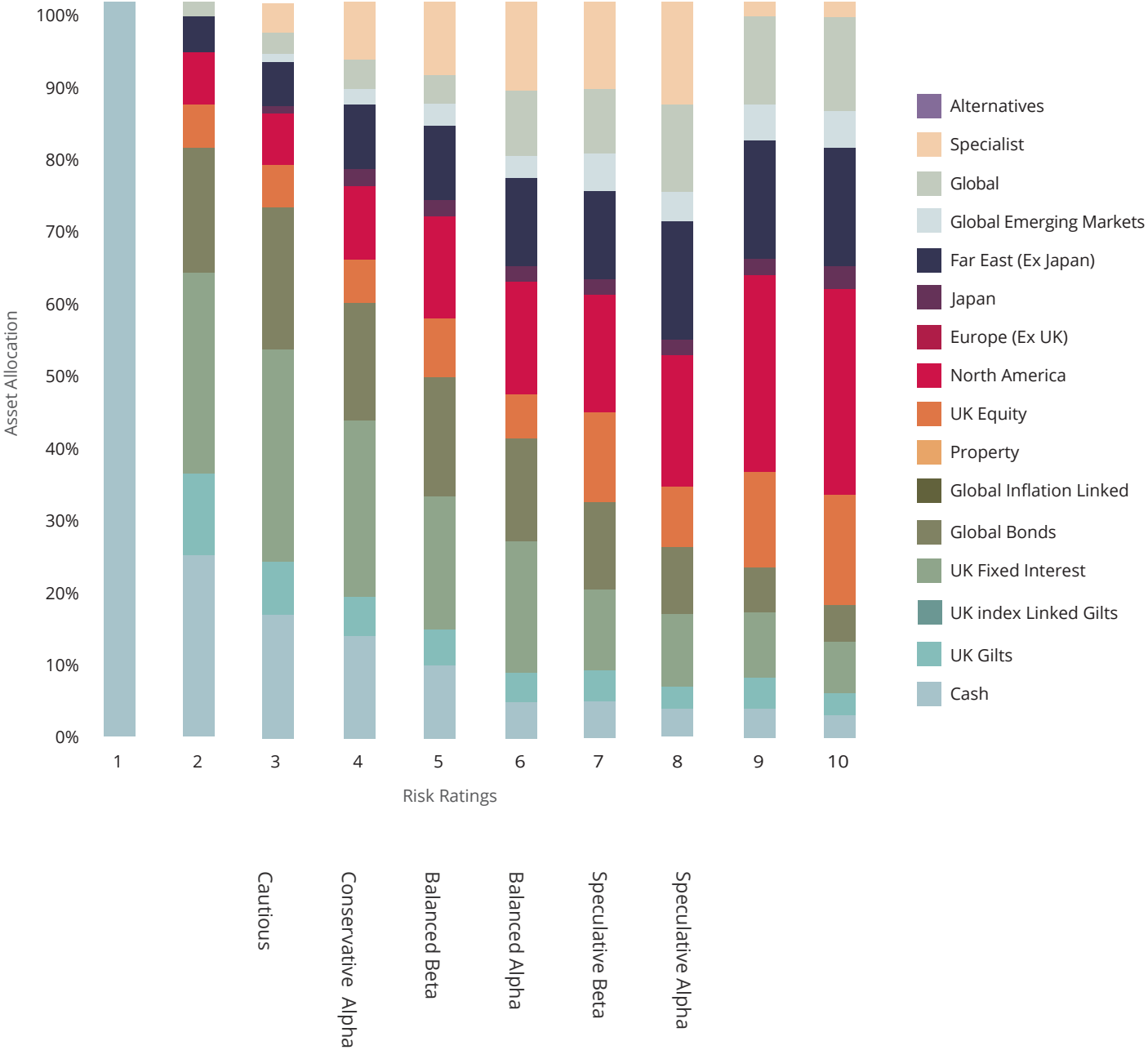
In order to reduce overall risk, a portfolio should seek to diversify its holdings across various types of investments, alternative areas of business and differing parts of the world economy. Individual ups and downs are cancelled out within a sufficiently diversified portfolio therefore reducing risk and driving return.

Risk Related Asset Allocation

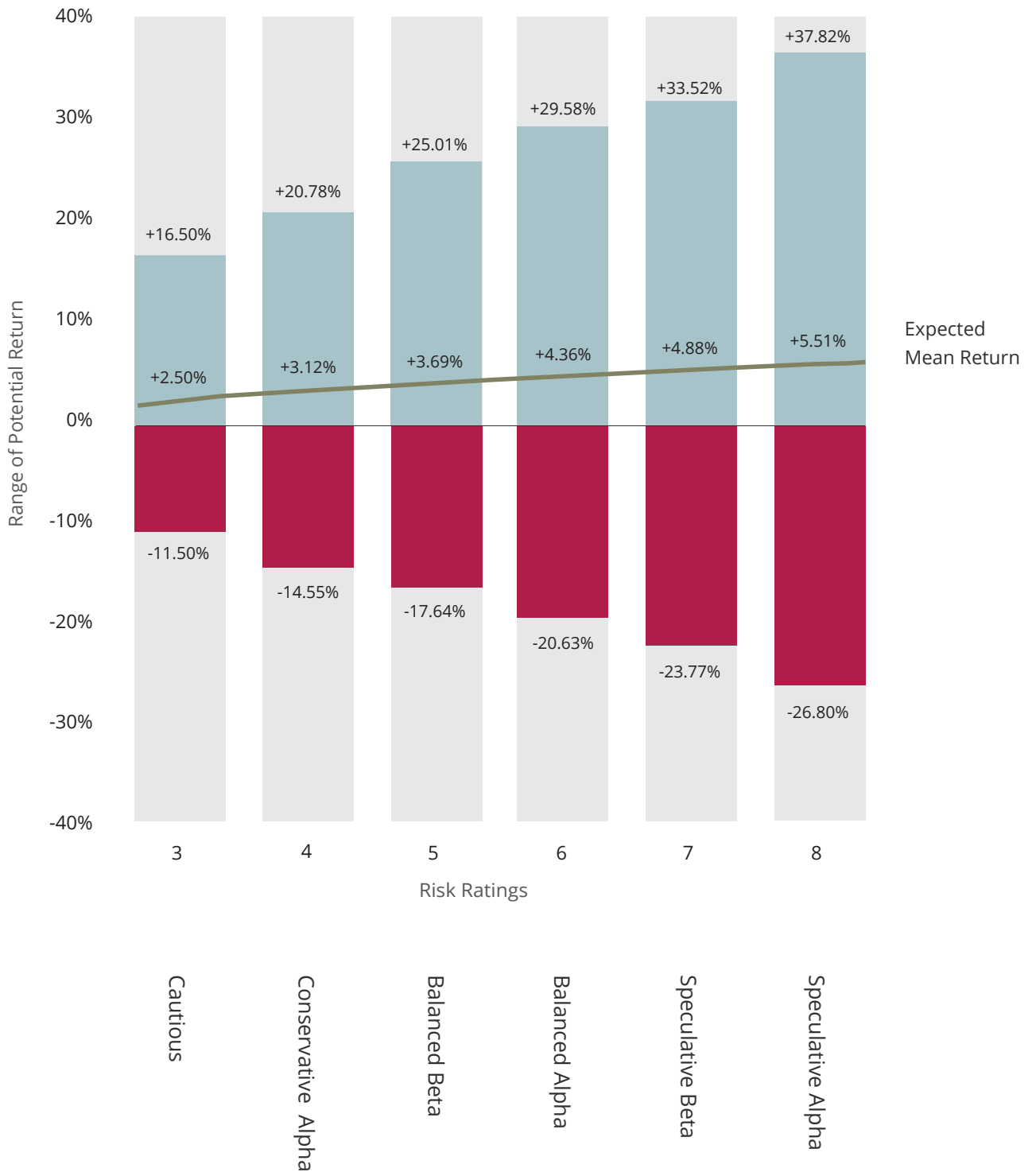
It is for these reasons that we have built our own risk related asset allocation graph to identify efficient portfolios. The Asset Allocation Graph identifies a suitable split of diversified assets for each risk tolerance.

The graph gives our current risk related asset allocation for a growth investor. The asset allocations are for risk levels 1 to 10, with 1 being the most cautious and 10 being the most speculative. These asset allocations are reviewed periodically and are subject to change.

Risk Related Asset Allocation



Range of Return



FUND SELECTION

Fund Management Rating Agencies

The quality of fund management will have significant influence upon likely future returns. There are a number of independent research companies that conduct detailed due diligence and risk analysis on investment funds. These fund rating agencies provide a reliable resource to identify well managed index tracking funds. We use Morningstar Analysts Ratings and Rayner Spencer Mills Research for this work.

We filter the entire listing of UK retail investment funds by preferring funds that are rated Gold or Silver by Morningstar Analysts and are Rated by Rayner Spencer Mills. We will accept a Bronze rated fund to provide a required market exposure.

Rayner Spencer Mills Research

Rayner Spencer Mills operate both a quantitative and qualitative measure in order to rate an investment fund. After initial screening for acceptable risk and performance characteristics, funds are judged upon:-

- Acceptable risk and reward parameters.
- Robust fund management processes.
- A strong management team.
- Total expense cost ratios.
- Fund size.
- Fund manager's background.
- Fund philosophy.
- Fund manager's process and resources.
- Overall risk control.

Rayner Spencer Mills include property funds in their ratings.

Successful funds are awarded a **Rated** status. This rating is reviewed every three months.

Source: Rayner Spencer Mills website and publications.

Morningstar Analyst Ratings TM

The Morningstar Analyst Ratings for investment funds is the summary expression of a forward looking analysis of the fund. Morningstar Analyst ratings are assigned to funds on a five tier scale running from Gold to Negative. The top three ratings, Gold, Silver and Bronze all indicate that their analysts think highly of the fund. The differences between them correspond to the level of analyst conviction in the funds ability to outperform its benchmark and peers within the context of the level of risk taken. The five pillars of success that funds are judged against are:-

- The quality of the investment team.
- Investment processes and performance objective.
- Parent organisation.
- Performance.
- Price.

Morningstar Analyst Ratings include passive funds in their ratings.

Gold Rating – These funds are the highest conviction recommendations and stand out as best of breed for their investment mandate. To earn a Gold rating, a fund must distinguish itself across all the five pillars of success that are the basis of the analysis.

Silver Rating – Funds that fall into this category are high conviction recommendations. They have notable advantages across several but perhaps not all of the five pillars.

Bronze Rating – These funds have advantages that clearly outweigh any disadvantages across the pillars, providing a conviction to award a positive rating.

Source: Morningstar website and publications.

Investment Performance

Consistent performance figures do not lie and quality fund management will express itself in above average and top quartile returns. We therefore point score quartile performance over 1 year, 2 years and 3 years, with a weighting to recent performance. We also point score 3 year, 5 year and 10 year actual average growth rates to reward long term consistent performance.

Quartile rankings are based on discrete performance over the specified measured period to month of publication on a sell to sell income reinvested basis. Fund and trust yields are based upon the gross dividend prediction of the fund manager.

Financial Express Crown Fund Ratings

The FE Crown Fund Rating™ enables investors to distinguish between funds that are consistently outperforming their respective benchmarks. The ratings take into account three key measures that influence overall performances:

- Stockpicking.
- Risk control.
- Consistent outperforming of relevant benchmarks.

The methodology does not simply identify the best performers but those who achieve their results in a solid and intrinsically valuable way.

| | |
|--------|----------------------------------|
| 5 Star | Top 10% of funds in sector |
| 4 Star | Top 76-90% of funds in sector |
| 3 Star | Next 51-75% of funds in sector |
| 2 Star | Bottom 26-50% of funds in sector |
| 1 Star | Bottom 25% of funds in sector |

Source: Financial Express Crown Fund Ratings

Fund Selection

The combined points score from several past quartile performance, actual annual and average growth rates from the past one, three, five and ten year performance, current yield and fund management confidence factors from leading fund rating agencies as well as the sortino ratio, information ratio, alpha ratio and beta ratio for the selected funds will provide us with an overall merit rating. Each fund which passes through our initial screening process will receive a point score. The highest scoring funds are then usually but not exclusively selected into our "Purchase List" and then our portfolios.

Source: Financial Express website, Morningstar website and publications.

Risk Rated Returns

All selected investment portfolios are given a risk rating from 1 to 10 in order to match Portfolio selection to attitude to risk and reward.

The value of capital and income arising from an investment is not guaranteed. Stock and unit prices may go up as well as down and an investor may not get back the amount originally invested. Capital is at risk.

Performance Measures

In order to demonstrate the competency and success of our investment portfolios, we benchmark each of our Portfolios against the most relevant sector average from the Investment Association (IA) Mixed Investment Sectors. The data collected gives a clear indication of success and relative performance against a recognised national performance measure. We publish our cumulative and discrete performances for the past five years every six months.

ESTATE CAPITAL INVESTMENT PORTFOLIOS SHORTLIST

| Sector | Management Group | Fund Name | MSAR | RSM | Sq Mile | FE Crown | FE Risk | R3Yr Volatility | C3Yr Volatility | C3Yr MMD | |
|--|--------------------------------|---|--------|---------|--------------|-------------|---------|--------------------|--------------------|-------------|--------|
| IA Europe Excluding UK (116) | Baillie Gifford & Co Ltd | European | | Yes | | 5 | 98 | 17.32 | 13.25 | -17.33 | |
| IA Europe Excluding UK (116) | BlackRock | European Dynamic | | Yes | A | 4 | 101 | 15.42 | 12.26 | -18.31 | |
| IA Europe Excluding UK (116) | BlackRock | Continental European | | Yes | | 5 | 96 | 14.42 | 11.55 | -16.06 | |
| IA Europe Excluding UK (116) | Fidelity International (FIL In | European | Bronze | Yes | AA | 5 | 81 | 12.35 | 9.47 | -11.07 | |
| IA Europe Excluding UK (116) | Threadneedle Investment Servic | European Select | Bronze | Yes | A | 5 | 81 | 13.37 | 10.61 | -14.94 | |
| IA Europe Including UK (51) | Fidelity International (FIL In | European Dynamic Growth | | Silver | | 5 | 93 | 14.26 | 10.7 | -13.03 | |
| IA Europe Excluding UK (116) | Comgest Asset Management Inter | Growth Europe ex UK | | Gold | A | 5 | 88 | 12.59 | 11.08 | -15.7 | |
| IA Europe Excluding UK (116) | Schroder UT Managers | European | | Gold | Yes | 2 | 95 | 16.39 | 12.14 | -17.68 | |
| IA Europe Excluding UK (116) | BlackRock | Continental European Income | Bronze | Yes | A | 4 | 89 | 13.16 | 9.17 | -10.95 | |
| IA Europe Excluding UK (116) | Quilter Investors Limited | Europe (ex UK) Equity Growth | | Bronze | | 5 | 83 | 14.18 | 10.5 | -14.87 | |
| IA Europe Excluding UK (116) | Vanguard Investments UK Limite | FTSE Developed Europe ex-UK Equity Index | Silver | Yes | Recommended | | 98 | 13.64 | 9.7 | -12.89 | |
| IA Europe Excluding UK (116) | BlackRock | Continental European Equity Index (UK) | Bronze | Yes | Recommended | | 90 | 14.29 | 10.08 | -12.81 | |
| IA Europe Excluding UK (116) | Janus Henderson Global Investo | European Selected Opportunities | | Silver | | 3 | 89 | 13.28 | 9.62 | -12.79 | |
| IA Europe Excluding UK (116) | Janus Henderson Global Investo | European Focus | | Bronze | | 3 | 92 | 14.09 | 9.83 | -13.48 | |
| IA Europe Excluding UK (116) | JO Hambro Capital Management | Continental European | | Silver | Under Review | 3 | 97 | 15.1 | 9.89 | -13.37 | |
| IA Europe Including UK (51) | Vanguard Group (Ireland) Limit | SRI European Stock | | Gold | Responsible | | 98 | 13.56 | 9.39 | -12.94 | |
| IA Europe Excluding UK (116) | Jupiter Unit Trust Mgrs Ltd | European Special Situations | | Bronze | | 2 | 84 | 13.8 | 10.03 | -15.75 | |
| IA European Smaller Companies (26) | Baring Fund Managers Limited | Europe Select Trust | | Silver | Yes | AA | 3 | 87 | 15.94 | 10.76 | -15.84 |
| IA European Smaller Companies (26) | Aberdeen Standard Fund Manager | Europe ex UK Smaller Companies | | Yes | | 3 | 92 | 17.61 | 12.85 | -20.42 | |
| IA European Smaller Companies (26) | Threadneedle Investment Servic | European Smaller Companies | | | | 4 | 87 | 16.82 | 11.34 | -18.05 | |
| IA European Smaller Companies (26) | Aberdeen Fund Managers Limited | European Smaller Companies | | | | 4 | 93 | 17.97 | 13.08 | -19.76 | |
| IA Asia Pacific Excluding Japan (107) | Baillie Gifford & Co Ltd | Pacific | | | Yes | 5 | 88 | 16.67 | 13.17 | -15.45 | |
| IA Asia Pacific Excluding Japan (107) | Schroder UT Managers | Asian Alpha Plus | | Silver | Yes | AA | 4 | 74 | 15.8 | 13.54 | -14.61 |
| IA Asia Pacific Excluding Japan (107) | JP Morgan Asset Management UK | Asia Growth | | Bronze | | 5 | 73 | 15.52 | 13.52 | -13.53 | |
| IA Asia Pacific Excluding Japan (107) | Veritas Asset Mgmt LLP | Asian | | | AA | 5 | 70 | 14.88 | 12.38 | -16.62 | |
| IA Asia Pacific Excluding Japan (107) | Fidelity International (FIL In | Emerging Asia | | Silver | Yes | 4 | 70 | 15.25 | 12.22 | -14.1 | |
| IA Asia Pacific Excluding Japan (107) | Fidelity International (FIL In | Asia | | | Yes | A | 4 | 67 | 15.63 | 13.13 | -15.66 |
| IA Asia Pacific Excluding Japan (107) | Fidelity International (FIL In | Asia Pacific Opportunities | | Bronze | Yes | 4 | 66 | 16.67 | 12.73 | -11.38 | |
| IA Asia Pacific Excluding Japan (107) | Schroder UT Managers | Asian Income | | Silver | Yes | AA | 2 | 68 | 13.21 | 10.18 | -6.84 |
| IA Asia Pacific Excluding Japan (107) | Invesco Fund Managers Ltd | Asian (UK) | | Bronze | Yes | A | 2 | 81 | 15.86 | 12.56 | -12.91 |
| IA Asia Pacific Excluding Japan (107) | Stewart Investors (First Senti | Asia Pacific Leaders Sustainability | | Silver | Yes | Responsible | AA | 52 | 10.98 | 9.11 | -7.68 |
| IA Asia Pacific Excluding Japan (107) | Fidelity International (FIL In | Asia Focus | | Silver | | 4 | 73 | 14.68 | 12.02 | -13.82 | |
| IA Asia Pacific Excluding Japan (107) | Aberdeen Fund Managers Limited | Asia Pacific Equity | | Bronze | Yes | 3 | 68 | 13.79 | 11.65 | -11.4 | |
| IA Asia Pacific Excluding Japan (107) | T. Rowe Price (Lux) Management | Asian Ex Japan Equity | | Bronze | | 5 | 70 | 14.53 | 12.3 | -15.15 | |
| IA Asia Pacific Excluding Japan (107) | Matthews Asia | Pacific Tiger | | Silver | AA | 3 | 67 | 13.8 | 10.29 | -9.23 | |
| IA Asia Pacific Excluding Japan (107) | BlackRock | Pacific ex Japan Equity Index (UK) | | Bronze | Yes | Recommended | 76 | 14.72 | 10.55 | -8.77 | |
| IA Asia Pacific Excluding Japan (107) | Quilter Investors Limited | Asia Pacific (ex Japan) Equity | | Bronze | | 3 | 68 | 16.2 | 11.98 | -13 | |
| IA Asia Pacific Excluding Japan (107) | Legal & General UT Mgr Ltd | Pacific Index Trust | | Bronze | Yes | Recommended | 78 | 14.57 | 10.37 | -8.67 | |
| IA Asia Pacific Excluding Japan (107) | Quilter Investors Limited | Asia Pacific (ex Japan) Large-Cap Equity | | Bronze | | 2 | 78 | 15.78 | 12.41 | -13.09 | |
| IA Asia Pacific Excluding Japan (107) | Vanguard Group (Ireland) Limit | Pacific ex-Japan Stock Index | | Bronze | Yes | Recommended | 83 | 16.52 | 10.73 | -8.54 | |
| IA Asia Pacific Including Japan (8) | Matthews Asia | Asia Dividend | | Silver | AA | 2 | 64 | 12.5 | 10.21 | -9.29 | |
| IA Global EM Bonds - Blended (18) | M&G UK | Emerging Markets Bond | | | Yes | A | 5 | 54 | 11.73 | 7.07 | -6.27 |
| IA Global EM Bonds - Hard Currency (30) | Legal & General UT Mgr Ltd | Emerging Markets Government Bond (US\$) Index | | Silver | Yes | | 56 | 10.38 | 8.18 | -10.88 | |
| IA Global EM Bonds - Hard Currency (30) | Baring Intl Fund Mgr (Ire) Ltd | EM Sovereign Debt | | | | 5 | 51 | 11.49 | 7.63 | -6.63 | |
| IA Global EM Bonds - Hard Currency (30) | Threadneedle Investment Servic | Emerging Market Bond | | | | 4 | 54 | 12.04 | 7.78 | -8.66 | |
| IA Global EM Bonds - Hard Currency (30) | Merian Global Investors (Europ | Emerging Market Debt | | | | 3 | 57 | 12.65 | 7.96 | -8.39 | |
| IA Global EM Bonds - Hard Currency (30) | MFS Meridian Funds | Emerging Markets Debt | | Bronze | | 5 | 53 | 10.37 | 4.78 | -7.76 | |
| IA Global EM Bonds - Local Currency (30) | Threadneedle Investment Servic | Emerging Market Local | | | | 4 | 43 | 12.37 | 8.71 | -10.95 | |
| IA Global EM Bonds - Local Currency (30) | Quilter Investors Limited | Emerging Markets Bond | | | | 4 | 45 | 11.69 | 8.76 | -11.94 | |
| IA Global EM Bonds - Local Currency (30) | Ninety One Fund Managers UK Li | Emerging Markets Local Currency Debt | | Neutral | | 4 | 44 | 11.22 | 8.9 | -11.12 | |
| IA Global EM Bonds - Local Currency (30) | Pictet Asset Management (Europ | Emerging Local Currency Debt | | | Yes | 3 | 59 | 10.46 | 8.56 | -11.16 | |
| IA Global EM Bonds - Local Currency (30) | Baring Intl Fund Mgr (Ire) Ltd | Emerging Markets Local Debt | | Bronze | | 3 | 72 | 14.13 | 10.85 | -13.67 | |
| IA Global Bonds (191) | M&G UK | Global Macro Bond | | Silver | Yes | 4 | 35 | 6.42 | 6.34 | -7.41 | |
| IA Global Bonds (191) | Invesco Fund Managers Ltd | Global Bond (UK) | | Neutral | Yes | 5 | 28 | 5.48 | 4.02 | -4.11 | |
| IA Global Bonds (191) | BNY Mellon Fund Managers Ltd | International Bond | | Bronze | Yes | 3 | 39 | 7.77 | 7.66 | -9.47 | |
| IA Global Bonds (191) | Dodge & Cox WorldwideFunds Plc | Global Bond | | Gold | | 4 | 46 | 8.41 | 7 | -8.09 | |
| IA Global Bonds (191) | BlackRock | Overseas Corporate Bond Index (UK) | | Bronze | Yes | | 42 | 8.33 | 7.37 | -8.52 | |
| IA Global Bonds (191) | Candriam Luxembourg | Bonds Global High Yield | | Bronze | | 5 | 45 | 5.97 | 5.8 | -6.75 | |
| IA Global Bonds (191) | Capital Group | Global High Income Opportunities (LUX) | | Silver | | 2 | 53 | 9.33 | 6.8 | -6.91 | |
| IA Global Bonds (191) | BlackRock | Overseas Government Bond Index (UK) | | Bronze | Yes | | 42 | 8.41 | 7.97 | -9.54 | |
| IA Global Bonds (191) | Vanguard Group (Ireland) Limit | Global Bond Index | | Bronze | Yes | Recommended | 17 | 3.04 | 2.43 | -1.61 | |
| IA Global Bonds (191) | AXA IM UK | US Short Duration High Yield Bond | | | | 4 | 31 | 5.01 | 1.73 | -1.83 | |
| IA Global Bonds (191) | Vanguard Group (Ireland) Limit | Euro Government Bond Index | | Gold | | | 18 | 3.77 | 3.4 | -2.82 | |
| IA Global Bonds (191) | Threadneedle Investment Servic | European Bond | | | | 5 | 33 | 6.24 | 6.5 | -8.69 | |
| IA Global Bonds (191) | Vanguard Group (Ireland) Limit | US Government Bond Index | | Silver | Recommended | | 21 | 4.23 | 3.4 | -4.62 | |
| IA Global Bonds (191) | Smith & Williamson Investment | Global Inflation Linked Bond | | | | 4 | 30 | 4.66 | 4.02 | -3.43 | |

ESTATE CAPITAL INVESTMENT PORTFOLIOS SHORTLIST

| Historic Yield | Yield | 12M Discrete | Rank Qtl | 1Yr Discrete | Rank Qtl | 2Yr Discrete | Rank Qtl | 3Yr Discrete | Rank Qtl | 1Yr Cumulative | 3Yr Cumulative | 5Yr Cumulative | 10Yr Cumulative | R3 Yr Alpha | R3 Yr Beta | R3 Yr Beta | TER Info ratio | Score | Select |
|----------------|-------------|--------------|----------|--------------|----------|---------------|----------|--------------|----------|----------------|----------------|----------------|-----------------|--------------|-------------|--------------|----------------|------------|---------|
| 0.31 | 0.21 | 42.37 | 1 | 32.92 | 1 | -12.36 | 3 | 23.43 | 1 | 42.37 | 13.32 | 18.43 | 13.87 | 14.19 | 1.05 | 1.59 | | 175 | Select |
| 0.71 | 0.59 | 18.92 | 1 | 30.07 | 1 | -13.04 | 3 | 25.42 | 1 | 18.92 | 8.23 | 14.09 | 12.06 | 8.81 | 1.01 | 1.67 | 0.93 | 145 | Select |
| 0.61 | 0.5 | 20.47 | 1 | 30.93 | 1 | -9.96 | 2 | 18.88 | 2 | 20.47 | 10.02 | 13.76 | 11.08 | 10.49 | 0.93 | 1.94 | 0.93 | 143 | Select |
| 1.77 | 1.73 | -0.84 | 2 | 22.55 | 2 | -3.9 | 1 | 19.3 | 2 | -0.84 | 4.38 | 10.24 | 8.35 | 4.62 | 0.82 | 1.11 | 0.92 | 141 | |
| 0.9 | 0.77 | 7.52 | 1 | 27.42 | 1 | -10.56 | 2 | 19.58 | 1 | 7.52 | 5.21 | 10.03 | 10.57 | 5.56 | 0.86 | 0.99 | | 140 | Select |
| | 0 | 4.95 | 1 | 32.72 | 1 | -3.15 | 1 | 20.64 | 1 | 4.95 | 8.8 | 13.15 | 10.92 | 8.76 | 0.95 | 1.46 | 1.05 | 128 | |
| | | 10.32 | 1 | 28.33 | 1 | -1.04 | 1 | 17.81 | 2 | 10.32 | 9.85 | | | 10.18 | 0.74 | 1.34 | 0.94 | 121 | |
| 1.35 | 1.5 | -3.15 | 2 | 20.79 | 2 | -15.06 | 4 | 19.26 | 2 | -3.15 | -2.03 | 7.08 | 7.71 | -1.39 | 1.1 | -0.42 | | 120 | |
| 2.66 | 2.79 | 1.78 | 2 | 20.36 | 3 | -9.77 | 1 | 17.34 | 2 | 1.78 | 2.21 | 8.27 | | 2.54 | 0.86 | 0.54 | 1.1 | 119 | |
| 1 | 0.9 | 15.44 | 1 | 27.75 | 1 | -10.66 | 2 | 19.22 | 2 | 15.44 | 7.78 | 11.61 | | 8.22 | 0.91 | 1.45 | | 105 | |
| 2.8 | 2.21 | -4.33 | 3 | 20.03 | 3 | -9.62 | 1 | 16.84 | 3 | -4.33 | 0 | 7.38 | 6.5 | 0.34 | 0.93 | 0.16 | 0.12 | 102 | Select |
| 1.94 | 2.08 | -4.6 | 3 | 20.87 | 2 | -10.05 | 2 | 17.12 | 3 | -4.6 | -0.24 | 7.34 | 6.43 | 0.15 | 0.98 | 0.09 | 0.18 | 90 | |
| 1.09 | 1 | -1.03 | 2 | 22.79 | 2 | -9.76 | 1 | 12.53 | 4 | -1.03 | 1.48 | 7.25 | 8.44 | 1.78 | 0.9 | 0.6 | 0.85 | 84 | |
| 1.1 | 1 | -0.13 | 2 | 24.02 | 1 | -9.79 | 1 | 13.65 | 4 | -0.13 | 1.85 | 7.74 | 9.67 | 2.23 | 0.96 | 0.84 | 0.85 | 77 | |
| 1.95 | | -4.22 | 2 | 16.76 | 4 | -10.37 | 2 | 13.24 | 4 | -4.22 | -1.68 | 5.71 | 7.53 | -1.21 | 1.02 | -0.4 | 0.84 | 68 | |
| 2.25 | | -7.94 | 3 | 19.82 | 3 | -10.37 | 2 | 14.81 | 3 | -7.94 | -1.44 | 5.37 | 5.52 | -1.59 | 0.97 | -0.67 | 0.14 | 63 | |
| 0.89 | 0.9 | 1.45 | 2 | 20.05 | 3 | -15 | 4 | 16.19 | 3 | 1.45 | 0 | 6.22 | 7.19 | 0.36 | 0.93 | 0.12 | 1.03 | 63 | |
| 0.68 | 1.4 | 1.16 | 3 | 20.76 | 3 | -10.26 | 1 | 23.13 | 3 | 1.16 | 1.34 | 10.84 | 10.91 | 0.85 | 0.88 | 0.21 | 0.81 | 143 | |
| 0.5 | 0.48 | 12.47 | 1 | 22.42 | 2 | -14.63 | 2 | 24.16 | 3 | 12.47 | 3.55 | 11.67 | 12.54 | 3.14 | 0.97 | 0.73 | 0.96 | 116 | |
| 0.81 | 0.66 | 14.23 | 1 | 25.05 | 1 | -10.97 | 1 | 28.1 | 2 | 14.23 | 6.51 | 14.14 | 13.03 | 6.01 | 0.92 | 1.34 | 107 | | |
| 0.3 | 0.3 | 12.15 | 1 | 31.58 | 1 | -5.11 | 1 | 21.58 | 3 | 12.15 | 9.3 | 14.11 | 10.12 | 8.92 | 0.97 | 1.64 | 106 | | |
| 0.66 | 0.4 | 49.98 | 1 | 25.03 | 1 | -12.86 | 4 | 42.37 | 1 | 49.98 | 17.39 | 22.11 | 13.94 | 11.94 | 1.09 | 1.85 | | 198 | Select |
| 0.98 | 0.88 | 24.08 | 1 | 15.25 | 2 | -9.01 | 2 | 36.99 | 1 | 24.08 | 7.63 | 16.29 | 10.76 | 2.48 | 1.09 | 0.72 | | 183 | |
| 0.89 | 0.72 | 25.6 | 1 | 23.39 | 1 | -6.88 | 2 | 42.27 | 1 | 25.6 | 11.99 | 20.24 | 10.39 | 6.82 | 1.05 | 1.49 | 0.9 | 156 | Select |
| | | 34.97 | 1 | 25.44 | 1 | -11.72 | 3 | 37.73 | 1 | 34.97 | 14.6 | 20.8 | 12.5 | 9.64 | 0.98 | 1.77 | 0.91 | 155 | Select |
| 1.1 | 0 | 18.66 | 2 | 21.51 | 1 | -6.94 | 2 | 27.6 | 2 | 18.66 | 8.49 | 15.64 | | 3.43 | 1.05 | 1.06 | 0.9 | 150 | |
| 1.1 | 0 | 20.17 | 1 | 21.23 | 1 | -8.43 | 2 | 32.78 | 1 | 20.17 | 8.68 | 17.09 | 9.77 | 3.54 | 1.07 | 0.98 | 0.94 | 148 | |
| 1.49 | 0 | 14.84 | 2 | 25.61 | 1 | -5.8 | 1 | 28.72 | 2 | 14.84 | 10.86 | 17.97 | | 5.58 | 1.11 | 1.02 | 0.9 | 143 | Select |
| 3.95 | 3.94 | -0.19 | 4 | 12.01 | 4 | -4.72 | 1 | 18.07 | 4 | -0.19 | 1.73 | 10.24 | 8.1 | -2.44 | 0.9 | -0.72 | | 137 | |
| 1.81 | 1.68 | 10.15 | 3 | 13 | 3 | -12.07 | 3 | 36.4 | 1 | 10.15 | 2.61 | 14.79 | 8.95 | -2.22 | 1.07 | -0.44 | 0.95 | 137 | |
| 0.83 | 0.81 | 10.02 | | 3.76 | | 5.4 | | 13.45 | | 10.02 | 7.63 | 11.09 | 9.58 | 6.59 | 0.72 | 0.78 | 131 | | |
| | 0 | 17.04 | 2 | 20.29 | 1 | -5.82 | 1 | 30.42 | 2 | 17.04 | 8.76 | 15.88 | 8.06 | 3.93 | 1 | 0.93 | 1.07 | 130 | |
| 0.88 | 0.9 | 12.5 | 2 | 15.46 | 2 | -5 | 1 | 22.08 | 3 | 12.5 | 6.35 | 12.28 | 6.7 | 1.77 | 0.95 | 0.45 | 126 | | |
| | | 19.97 | 1 | 22.74 | 1 | -10.24 | 3 | 29.58 | 2 | 19.97 | 8.41 | 15.24 | 8.42 | 3.64 | 0.98 | 0.8 | 0.92 | 123 | |
| | | 17.48 | 2 | 7.87 | 4 | -5.71 | 1 | 27.14 | 2 | 17.48 | 6.33 | 12.69 | 8.47 | 1.99 | 0.9 | 0.28 | 1.17 | 117 | |
| 2.88 | 2.88 | 2.21 | 3 | 15 | 2 | -7.29 | 2 | 19.53 | 3 | 2.21 | 2.38 | 11.3 | 6.61 | -2.18 | 1 | -0.54 | 0.19 | 104 | Select |
| 1.24 | 1.22 | 15.2 | 2 | 26.08 | 1 | -7.44 | 2 | 21.78 | 3 | 15.2 | 9.45 | 14.4 | 4.29 | 1.09 | 1.09 | 0.87 | | 103 | |
| 3.92 | 2.7 | 1.77 | 4 | 14.94 | 2 | -7.31 | 2 | 19.34 | 4 | 1.77 | 2.17 | 11.09 | 6.5 | -2.35 | 0.99 | -0.59 | | 102 | Select |
| 1.87 | 1.91 | 9.9 | 3 | 13.02 | 3 | -11.86 | 3 | 35.37 | 1 | 9.9 | 2.66 | 14.54 | | -2.18 | 1.07 | -0.46 | | 93 | |
| 3.83 | | -9.35 | 4 | 13.56 | 3 | -4.92 | 1 | 14.84 | 4 | -9.35 | 0.41 | 8.79 | 5.43 | -4.08 | 1.05 | -0.56 | 0.16 | 70 | |
| | 2.12 | 17.16 | 2 | 7.36 | 4 | -7.98 | 3 | 21.75 | 2 | 17.16 | 5.45 | 12.42 | 9.45 | -1.59 | 0.91 | -0.54 | 1.25 | 115 | |
| 5.3 | 5.19 | 0.15 | 2 | 12.07 | 1 | 0.62 | 1 | 3.52 | 2 | 0.15 | 3.66 | 9.35 | 6.44 | 1.41 | 1.07 | 0.38 | 0.75 | 118 | Select |
| 4.82 | 4.1 | 3.9 | 1 | 8.32 | 3 | -0.06 | 3 | -1.5 | 4 | 3.9 | 2.68 | 7.69 | | 0 | 0.83 | -0.1 | | 93 | Select |
| | | 8.68 | | 17.62 | | 2.85 | | 5.35 | | 8.68 | 9.88 | 13.99 | | 6.88 | 0.9 | 1.16 | | 73 | |
| 5.61 | 4.86 | 2.36 | 2 | 10.37 | 3 | -1.45 | 3 | 0.69 | 3 | 2.36 | 2.98 | 8.74 | 5.48 | -0.32 | 1.05 | -0.1 | | 70 | |
| 6.16 | 5.28 | 1.28 | 2 | 13.38 | 1 | -2.31 | 3 | 1.8 | 2 | 1.28 | 3.13 | 9.19 | 5.7 | -0.31 | 1.1 | -0.03 | 0.91 | 70 | |
| | | 1.62 | 2 | 11.82 | 1 | -6.65 | 4 | 7.58 | 1 | 1.62 | 1.53 | 3.75 | | -0.71 | 0.73 | -0.23 | 0.9 | 55 | |
| 6.89 | 6.07 | -3.63 | 2 | 10.19 | 1 | -1.44 | 2 | 5.4 | 2 | -3.63 | 1.83 | 7.23 | 0.77 | 0.88 | 1.12 | 0.34 | | 69 | |
| 7.35 | 5.24 | -4.39 | 3 | 12.13 | 1 | -2.85 | 3 | 6.26 | 1 | -4.39 | 1.47 | 7.14 | | 0.53 | 1.06 | 0.23 | | 64 | |
| 4.73 | 4.48 | -3.47 | 2 | 10.47 | 1 | -2.67 | 3 | 6.21 | 1 | -3.47 | 1.67 | 6.76 | 1.1 | 0.73 | 1.02 | 0.39 | | 61 | |
| 5.62 | | -3.23 | 1 | 7.49 | 4 | -1.58 | 2 | 2.35 | 4 | -3.23 | 1.38 | 6.46 | 1.69 | 0.48 | 0.95 | 0.2 | | 58 | |
| | | -2.01 | 1 | 10.61 | | -8.1 | | 8.29 | | -2.01 | -0.02 | 6.9 | | -0.64 | 1.07 | -0.12 | | 43 | |
| 1.55 | 0.74 | 9.2 | 1 | 4.39 | 3 | 3.69 | 2 | -3.83 | 4 | 9.2 | 5.73 | 7.99 | 5.57 | 3.02 | 0.77 | 0.39 | 0.78 | 105 | Select |
| 2.84 | 2.73 | 5.51 | 2 | 3.68 | 3 | -0.02 | 3 | 0.54 | 3 | 5.51 | 3.16 | 4.57 | 3.63 | -0.33 | 0.99 | -0.19 | 0.69 | 87 | |
| 1.23 | 0.87 | 6.63 | 1 | 3.67 | 3 | 4.5 | 1 | -2.37 | 3 | 6.63 | 5.57 | 7.76 | 3.79 | 2.31 | 0.94 | 0.31 | | 85 | |
| 3.81 | | 7.46 | 1 | 8.37 | 1 | 3.89 | 2 | -1.68 | 3 | 7.46 | 6.32 | 9.81 | | 0.97 | 1.52 | 0.65 | 0.45 | 84 | Serlect |
| 2.58 | 2.42 | 6.71 | 1 | 7.79 | 1 | 2.97 | 2 | -1.09 | 3 | 6.71 | 5.48 | 8.61 | | 0.3 | 1.48 | 0.44 | 0.17 | 79 | Select |
| 3.89 | | 10.66 | 1 | 5.18 | 2 | -2.16 | 4 | 8.99 | 1 | 10.66 | 4.8 | 9.8 | 6.18 | 1.72 | 0.87 | 0.3 | | 76 | |
| | | 4.39 | 3 | 8.41 | 1 | 3.27 | 2 | 1.07 | 3 | 4.39 | 4.87 | 10.33 | 6.8 | -0.63 | 1.6 | 0.23 | 0.9 | 68 | |
| 1.2 | 0.89 | 6.1 | 2 | 2.05 | 4 | 5.85 | 1 | -3.18 | 4 | 6.1 | 5.11 | 7.47 | | 2.26 | 0.85 | 0.2 | 0.17 | 65 | Select |
| 1.61 | | 3.92 | 3 | 6.63 | 2 | -0.11 | 3 | 2 | 2 | 3.92 | 3.67 | 3.24 | 3.52 | 2.21 | 0.4 | 0.03 | 0.15 | 61 | Select |
| 4.13 | 4.18 | 1.2 | 4 | 5.97 | 2 | -0.81 | 3 | 2.04 | 2 | 1.2 | 1.79 | 2.29 | 3.22 | -0.07 | 0.54 | -0.36 | | 55 | |
| 0.82 | | 3.44 | 3 | 7.56 | 2 | 1.76 | 2 | 0.62 | 3 | 3.44 | 4.59 | 3.68 | | 2.89 | 0.47 | 0.25 | 0.12 | 53 | |
| 0.48 | 0.17 | 9.25 | 1 | 1.63 | 4 | 1.23 | 2 | 2.79 | 2 | 9.25 | 5.3 | 7.6 | 4.52 | 2.35 | 0.83 | 0.36 | | 53 | |
| 1.77 | | 6.05 | 2 | 4.78 | 3 | -0.85 | 3 | 1.08 | 3 | 6.05 | 3.65 | 2.39 | | 3.14 | 0.16 | 0.01 | 0.12 | 37 | Select |
| 0.53 | | 5.78 | 2 | 6.41 | 2 | -1.56 | 3 | 1 | 3 | 5.78 | 4.14 | 3.86 | | 1.73 | 0.67 | 0.16 | 0.27 | 35 | Select |

ESTATE CAPITAL INVESTMENT PORTFOLIOS SHORTLIST

| Sector | Management Group | Fund Name | MSAR | RSM | Sq Mile | FE Crown | FE Risk | R3Yr Volatility | C3Yr Volatility | C3Yr MMD |
|-----------------------------------|--------------------------------|--|--------|-----|----------------|----------|---------|----------------------|-----------------|----------|
| IA Global Emerging Markets (117) | JP Morgan Asset Management UK | Emerging Markets | Bronze | Yes | | 4 | 74 | 16.53 | 12.55 | -17.09 |
| IA Global Emerging Markets (117) | Baillie Gifford & Co Ltd | Emerging Markets Growth | | Yes | | 4 | 83 | 17.13 | 14.1 | -14.64 |
| IA Global Emerging Markets (117) | Fidelity International (FIL In | Emerging Markets | Bronze | Yes | A | 3 | 75 | 16.72 | 12.72 | -19.51 |
| IA Global Emerging Markets (117) | Quilter Investors Limited | Emerging Markets Equity Growth | Bronze | | | 4 | 72 | 16.5 | 12.51 | -15.4 |
| IA Global Emerging Markets (117) | BlackRock | Emerging Markets | Bronze | | | 5 | 74 | 15.27 | 12.21 | -10.45 |
| IA Global Emerging Markets (117) | JP Morgan Asset Management UK | Emerging Markets Income | Bronze | Yes | A | 3 | 67 | 13.86 | 10.5 | -7.23 |
| IA Global Emerging Markets (117) | Fidelity International (FIL In | Index Emerging Markets | Bronze | Yes | Recommended | 71 | 15.07 | 12.11 | -14.29 | |
| IA Global Emerging Markets (117) | Legal & General UT Mgr Ltd | Global Emerging Markets Index | Bronze | Yes | | 70 | 14.8 | 11.73 | -13.53 | |
| IA Global Emerging Markets (117) | Vanguard Group (Ireland) Limit | Emerging Markets Stock Index | Bronze | Yes | Recommended | 70 | 14.14 | 11.32 | -13.19 | |
| IA Global Emerging Markets (117) | JO Hambro Capital Management | Global Emerging Markets Opportunities | Bronze | Yes | | 2 | 69 | 14.94 | 11.3 | -10.66 |
| IA Global Emerging Markets (117) | Somerset Capital Management LL | Global Emerging Markets | Bronze | | AA | 2 | 75 | 15.83 | 11.34 | -17.2 |
| IA Global Emerging Markets (117) | Dimensional Fund Advisors | Emerging Markets Core Equity | Silver | | | 2 | 75 | 15.87 | 11.42 | -14.15 |
| IA Global Emerging Markets (117) | Comgest Asset Management Inter | Growth Emerging Markets | Silver | | | 2 | 69 | 14.95 | 12 | -14.9 |
| IA Global Emerging Markets (117) | Stewart Investors (First Senti | Global Emerging Markets Leaders | Silver | | Suspended | 1 | 68 | 13.95 | 9.78 | -10.46 |
| IA Global (353) | Baillie Gifford & Co Ltd | Global Discovery | Silver | | | 5 | 114 | 23.76 | 19.34 | -21.2 |
| IA Global (353) | Fundsmith | Equity | Gold | Yes | AA | 5 | 74 | 13.23 | 11.54 | -9.62 |
| IA Global (353) | Rathbone Unit Trust Mgmt Ltd | Global Opportunities Fund | Bronze | Yes | | 5 | 85 | 15.1 | 12.7 | -16.36 |
| IA Global (353) | Baillie Gifford & Co Ltd | International | | Yes | | 5 | 84 | 16.15 | 13.23 | -13.88 |
| IA Global (353) | Baillie Gifford & Co Ltd | Global Alpha Growth | Silver | | AA | 4 | 86 | 16.16 | 13.02 | -14.1 |
| IA Global (353) | T. Rowe Price (Lux) Management | Global Growth Equity | Silver | | | 5 | 84 | 16.37 | 11.76 | -13.02 |
| IA Global (353) | Fidelity International (FIL In | Global Special Situations | Gold | Yes | | 3 | 83 | 15.05 | 11.56 | -13.12 |
| IA Global (353) | Lindsell Train | Global Equity | Bronze | Yes | | 5 | 72 | 13.04 | 11.13 | -7.89 |
| IA Global (353) | Stewart Investors (First Senti | Worldwide Sustainab. | Gold | Yes | Responsible A | 3 | 61 | 10.53 | 8.71 | -6.93 |
| IA Global (353) | Vanguard Investments UK Limite | FTSE Developed World ex-UK Equity Index | Gold | Yes | Recommended | 83 | 14.05 | 10.1 | -11.44 | |
| IA Global (353) | Ninety One Fund Managers UK Li | Global Strategic Equity | Silver | Yes | | 2 | 81 | 16.07 | 12.36 | -14.25 |
| IA Global (353) | MFS Meridian Funds | Global Concentrated | Gold | | | 3 | 102 | 14.18 | 11.24 | -10.69 |
| IA Global (353) | Fidelity International (FIL In | Index World | Silver | Yes | Recommended | 79 | 14.44 | 10.72 | -11.48 | |
| IA Global (353) | Veritas Asset Mgmt LLP | Global Focus | Gold | | | 3 | 81 | 13.83 | 10.74 | -10.12 |
| IA Global (353) | Legal & General UT Mgr Ltd | International Index Trust | Bronze | Yes | Recommended | 82 | 14.6 | 10.51 | -11.76 | |
| IA Global (353) | M&G UK | Global Dividend | Bronze | Yes | A | 1 | 94 | 17.74 | 11.46 | -12.71 |
| IA Global (353) | Vanguard Group (Ireland) Limit | ESG Developed World All Cap Equity Index | Gold | | Responsible | 3 | 82 | 13.94 | 10 | -11.45 |
| IA Global (353) | Dimensional Fund Advisors | International Core Equity | Silver | | | 2 | 86 | 15.66 | 10.73 | -13.04 |
| IA Global (353) | HSBC Gbl Asset Mgt (HSBC Inv) | FTSE All World Index | Silver | | | 74 | 14.16 | 10.54 | -11.18 | |
| IA Global (353) | Dodge & Cox WorldwideFunds Plc | Global Stock | Gold | | A | 1 | 130 | 17.8 | 11.05 | -11.39 |
| IA Global (353) | Orbis Investments | Global Equity | Bronze | | | 2 | 85 | 15.82 | 11.26 | -14.48 |
| IA Global (353) | Fidelity International (FIL In | Global Financial Services | Bronze | | | 3 | 112 | 15.83 | 10.51 | -11.76 |
| IA Global (353) | Capital Group | World Growth and Income (LUX) | Gold | | | | | Insufficient history | | |
| IA Global Equity Income (57) | Fidelity International (FIL In | Global Dividend | Silver | Yes | | 4 | 71 | 10.06 | 7.96 | -6.22 |
| IA Global Equity Income (57) | Troy Asset Management Ltd | Trojan Global Income | Silver | | | 4 | 61 | 11.04 | 9.08 | -8.71 |
| IA Global Equity Income (57) | Veritas Asset Mgmt LLP | Global Equity Income | Silver | | | 1 | 81 | 12.94 | 8.76 | -9.73 |
| IA Global (353) | Aberdeen Standard Fund Manager | Global Smaller Companies | Bronze | Yes | Suspended | 5 | 93 | 20.09 | 15.62 | -22.2 |
| IA Global (353) | Vanguard Group (Ireland) Limit | Global Small-Cap Index | Silver | Yes | | | 109 | 18.41 | 11.42 | -17.37 |
| IA China/Greater China (40) | Baillie Gifford & Co Ltd | China | | | | 4 | 93 | 18.91 | 17.07 | -20.88 |
| IA China/Greater China (40) | FSSA IM (First Sentier Investo | Greater China Growth | Silver | Yes | Responsible AA | 4 | 71 | 15.12 | 13.29 | -14.74 |
| IA China/Greater China (40) | Invesco Fund Managers Ltd | China Equity (UK) | | Yes | | 5 | 77 | 16.04 | 14.27 | -15.22 |
| IA China/Greater China (40) | Fidelity International (FIL In | China Consumer | | Yes | | 4 | 75 | 17.18 | 15.21 | -19.55 |
| IA China/Greater China (40) | Matthews Asia | China | | | | 4 | 87 | 19.39 | 18.53 | -24.49 |
| IA China/Greater China (40) | Comgest Asset Management Inter | Growth China | Bronze | | | 2 | 75 | 15.7 | 15.65 | -18.87 |
| IA China/Greater China (40) | Fidelity International (FIL In | China Focus | Bronze | | | 1 | 82 | 14.93 | 14.62 | -13.31 |
| IA Targeted Absolute Return (114) | BNY Mellon Fund Managers Ltd | Real Return | Bronze | Yes | A | 4 | 47 | 7.05 | 3.86 | -4.62 |
| IA Targeted Absolute Return (114) | Veritas Asset Mgmt LLP | Global Real Return | Gold | | | 51 | 9.13 | 7.89 | -9.91 | |
| IA Targeted Absolute Return (114) | Janus Henderson Global Investo | UK Absolute Return | Bronze | | | 5 | 12 | 2.41 | 2.32 | -3.35 |
| IA Japan (72) | JP Morgan Asset Management UK | Japan | Silver | Yes | | 4 | 81 | 17.7 | 14.51 | -19.07 |
| IA Japan (72) | Legg Mason Investment Funds Li | IF Japan Equity | | | | 3 | 105 | 22.21 | 17.41 | -21.29 |
| IA Japan (72) | Comgest Asset Management Inter | Growth Japan | Silver | | A | 5 | 94 | 16.16 | 13.65 | -14.2 |
| IA Japan (72) | FSSA IM (First Sentier Investo | Japan Focus | | Yes | | 4 | 95 | 17.89 | 14.17 | -18.44 |
| IA Japan (72) | Baillie Gifford & Co Ltd | Japanese | | Yes | AA | 3 | 88 | 16.25 | 12.32 | -16.87 |
| IA Japan (72) | Lindsell Train | Japanese Equity | | Yes | | 5 | 85 | 16.39 | 12.02 | -13.74 |
| IA Japan (72) | BlackRock | Japan Equity Index (UK) | Gold | Yes | Recommended | 82 | 13.33 | 10.27 | -13.56 | |
| IA Japan (72) | RWC Partners | Nissay Japan Focus | | | | 4 | 106 | 20.66 | 15.75 | -20.1 |
| IA Japan (72) | Aberdeen Fund Managers Limited | Japanese Equity | Bronze | Yes | | 3 | 81 | 14.42 | 11.32 | -16.07 |
| IA Japan (72) | Baillie Gifford & Co Ltd | Japanese Income Growth | Bronze | Yes | A | 3 | 88 | 15.05 | 10.38 | -14.12 |
| IA Japan (72) | GAM Fund Management Ltd | Star Japan Leaders | | | A | 4 | 86 | 14.06 | 10.84 | -13.93 |
| IA Japan (72) | Fidelity International (FIL In | Index Japan | Silver | Yes | Recommended | 70 | 12.87 | 9.76 | -12.27 | |
| IA Japan (72) | Vanguard Group (Ireland) Limit | Japan Stock Index | Silver | Yes | Recommended | 89 | 12.17 | 9.2 | -12.2 | |
| IA Japan (72) | HSBC Gbl Asset Mgt (HSBC Inv) | Japan Index | Gold | | Recommended | 90 | 12.92 | 9.73 | -13.03 | |
| IA Japan (72) | Aberdeen Standard Investments | SICAV1 Japanese Equity | Bronze | | | 3 | 85 | 14.5 | 11.44 | -16.32 |
| IA Japan (72) | Link Fund Solutions Ltd | Morant Wright Japan | Bronze | | | 1 | 89 | 14.46 | 10.5 | -12.28 |

ESTATE CAPITAL INVESTMENT PORTFOLIOS SHORTLIST

| Historic Yield | Yield | 12M Discrete | Rank Qtl | 1 Yr Discrete | Rank Qtl | 2Yr Discrete | Rank Qtl | 3Yr Discrete | Rank Qtl | 1Yr Cumulative | 3Yr Cumulative | 5Yr Cumulative | 10Yr Cumulative | R3 Yr Alpha | R3 Yr Bete | R3 Yr Beta | TER Info ratio | Score | Select |
|----------------|-------|--------------|----------|---------------|----------|--------------|----------|--------------|----------|----------------|----------------|----------------|-----------------|-------------|------------|------------|----------------|--------|--------|
| 0.71 | 0.6 | 20.61 | 1 | 27.49 | 1 | -11.41 | 3 | 29.61 | 1 | 20.61 | 10.83 | 17.82 | 7.3 | 9.1 | 1.04 | 1.84 | 1.15 | 156 | Select |
| 2.31 | 1.74 | 18.02 | 1 | 23.72 | 1 | -10.29 | 2 | 39.76 | 1 | 18.02 | 7.85 | 17.08 | 7.62 | 6.12 | 1.09 | 1.32 | | 155 | Select |
| 0.63 | 0 | 15.43 | 1 | 24.85 | 1 | -15.05 | 4 | 30.14 | 1 | 15.43 | 5.56 | 12.82 | 7.34 | 3.88 | 1.07 | 0.89 | 0.97 | 138 | Select |
| 0.91 | 1.09 | 23.24 | 1 | 26.57 | 1 | -9.57 | 2 | 29.73 | 1 | 23.24 | 12.24 | 18.71 | | 10.49 | 1.04 | 2.16 | | 126 | Select |
| 1.47 | 1.32 | 10.08 | 2 | 22.06 | 1 | -5.24 | 1 | 30.2 | 1 | 10.08 | 7.53 | 15.68 | 6.19 | 5.87 | 0.97 | 1.29 | 0.96 | 123 | Select |
| 3.14 | 3.1 | 0.96 | 3 | 17.96 | 2 | -4.82 | 1 | 16.56 | 4 | 0.96 | 3.81 | 11.22 | | 2.26 | 0.88 | 0.48 | 0.9 | 119 | Select |
| 2.48 | 2.22 | 8.26 | 2 | 13.9 | 3 | -9.64 | 2 | 24.82 | 3 | 8.26 | 2.42 | 11.49 | | 0.77 | 0.98 | 0.24 | 0.2 | 102 | Select |
| 2.15 | 2 | 6.72 | 2 | 15.67 | 3 | -8.4 | 1 | 19.87 | 4 | 6.72 | 3.16 | 11.32 | 4.16 | 1.51 | 0.96 | 0.59 | | 101 | Select |
| 2.35 | | 8.14 | 2 | 13.6 | 3 | -9.58 | 2 | 25.36 | 2 | 8.14 | 2.61 | 11.58 | 4.34 | 1.01 | 0.92 | 0.32 | 0.23 | 95 | Select |
| 2.41 | | 3.08 | 3 | 11.48 | 4 | -9.82 | 2 | 28.23 | 2 | 3.08 | 0.1 | 9.9 | | -1.37 | 0.92 | -0.29 | 1.03 | 95 | Select |
| 1.83 | 0.95 | 2.25 | 3 | 17.37 | 2 | -10.98 | 2 | 22.49 | 3 | 2.25 | 1.59 | 10.52 | 4.26 | -0.01 | 1.01 | -0.02 | 0.2 | 83 | Select |
| 2.14 | 1.85 | -0.13 | 3 | 11.3 | 4 | -10.09 | 2 | 23.69 | 3 | -0.13 | -0.49 | 9.41 | 3.5 | -2.1 | 1.03 | -0.74 | 0.56 | 81 | Select |
| | | 5.5 | 3 | 12.03 | 4 | -14.43 | 4 | 25.89 | 2 | 5.5 | -0.02 | 9.62 | 4.9 | -1.56 | 0.95 | -0.41 | 1.08 | 78 | Select |
| 1.36 | 1.64 | -11.71 | | -3.1 | | -7.42 | | 17.9 | | -11.71 | -6.16 | 3.13 | 4.18 | -7.44 | 1.08 | -1.36 | | 40 | Select |
| 0 | 0 | 60.94 | 1 | 23.93 | 2 | 4.72 | 1 | 31.92 | 1 | 60.94 | 26.18 | 24.91 | 19.99 | 17.37 | 1.4 | 1.25 | | 215 | Select |
| 0.38 | 0.37 | 13.62 | 2 | 25.63 | 2 | 2.2 | 1 | 21.97 | 1 | 13.62 | 13.12 | 18.45 | | 7.26 | 0.86 | 1 | 1.05 | 185 | Select |
| 0 | 0 | 27.59 | 1 | 26.12 | 1 | -0.52 | 1 | 20.07 | 1 | 27.59 | 15.59 | 17.36 | 14.71 | 8.9 | 0.99 | 1.31 | | 172 | Select |
| 0.48 | 0.42 | 27.87 | 1 | 28.88 | 1 | -4.4 | 2 | 22.41 | 1 | 27.87 | 14.06 | 18.85 | 14.53 | 6.65 | 1.12 | 1.37 | | 165 | Select |
| 0.58 | 0.51 | 26.1 | 1 | 28.76 | 1 | -5 | 2 | 22.45 | 1 | 26.1 | 13.12 | 17.94 | 14.36 | 5.74 | 1.12 | 1.23 | | 161 | Select |
| | | 28.73 | 1 | 26.19 | 1 | -2.64 | 2 | 23.02 | 1 | 28.73 | 15.56 | 18.66 | 13.5 | 7.89 | 1.14 | 1.78 | 0.92 | 156 | Select |
| 0.9 | 0 | 8.03 | 2 | 22.27 | 2 | -6.51 | 3 | 16.92 | 2 | 8.03 | 6.35 | 12.93 | 11.33 | -0.42 | 1.07 | -0.03 | 0.92 | 146 | Select |
| 0.89 | | -0.07 | 4 | 19.41 | 3 | 11.07 | 1 | 26.05 | 1 | -0.07 | 10.92 | 15.53 | | 5.83 | 0.77 | 0.5 | 0.65 | 139 | Select |
| 0 | 0.56 | 13.31 | 2 | 12.4 | 4 | 0.51 | 1 | 14.46 | 2 | 13.31 | 8.57 | 13.7 | | 4.43 | 0.62 | 0.24 | | 138 | Select |
| 1.8 | 1.55 | 6 | 3 | 22.82 | 2 | -2.96 | 2 | 12.77 | 3 | 6 | 7.47 | 12.87 | 11.47 | 0.98 | 1 | 0.37 | 0.14 | 137 | Select |
| 1.23 | 1.25 | 3.66 | 3 | 20.51 | 3 | -8.89 | 4 | 18.85 | 1 | 3.66 | 3.85 | 11.02 | 11.04 | -3.1 | 1.14 | -0.6 | | 126 | Select |
| | | 3.03 | 3 | 25.52 | 2 | -3.95 | 2 | 15.15 | 2 | 3.03 | 6.71 | 12.08 | 12.35 | 0.54 | 0.97 | 0.05 | 1.35 | 115 | Select |
| 2.09 | 1.93 | 4.92 | 3 | 23.2 | 2 | -3.49 | 2 | 11.76 | 4 | 4.92 | 6.96 | 12.07 | | 0.33 | 1.03 | 0.19 | 0.12 | 112 | Select |
| 0 | 0 | 2.49 | 3 | 23.16 | 2 | -0.82 | 1 | 12.5 | 3 | 2.49 | 6.74 | 11.87 | 10.77 | 0.84 | 0.92 | 0.05 | 1.62 | 111 | Select |
| 2.23 | 1.9 | 4.29 | 3 | 23.55 | 2 | -4.23 | 2 | 12.71 | 3 | 4.29 | 6.67 | 12.29 | 10.75 | 0.06 | 1.04 | 0.07 | | 111 | Select |
| 2.54 | 2.62 | -2.22 | 4 | 19.42 | 3 | -7.1 | 3 | 13.17 | 3 | -2.22 | 3.19 | 10.33 | 8.78 | -4.11 | 1.24 | -0.5 | 0.86 | 107 | Select |
| 1.33 | | 6.09 | 3 | 22.46 | 2 | -3.55 | 2 | 11.62 | 4 | 6.09 | 7.08 | 11.96 | | 0.63 | 1 | 0.27 | 0.2 | 100 | Select |
| 1.65 | 1.41 | 0.84 | 3 | 22.13 | 3 | -6.47 | 3 | 11.67 | 4 | 0.84 | 4.32 | 10.9 | 10.15 | -2.62 | 1.13 | -0.68 | 0.3 | 90 | Select |
| 2.04 | 1.85 | 5.71 | 3 | 22.69 | 2 | -4.75 | 2 | 12.99 | 3 | 5.71 | 6.59 | 11.97 | | 0.05 | 1.02 | 0.07 | | 82 | Select |
| | | -10.5 | 4 | 18.8 | 4 | -7.82 | 3 | 10.82 | 4 | -10.5 | -1.58 | 7.56 | 8.53 | -8.22 | 1.19 | -0.96 | 0.63 | 73 | Select |
| 2.53 | | 5.37 | 3 | 18.73 | 4 | -12.5 | 4 | 15.58 | 2 | 5.37 | 2.26 | 11.8 | 10.84 | -4.32 | 1.06 | -0.68 | 0.12 | 72 | Select |
| | 0 | -8.8 | 4 | 19.39 | 3 | -10.04 | 4 | 14.52 | 2 | -8.8 | -1.43 | 7.11 | 7.49 | -7.3 | 1.03 | -1.01 | 1.06 | 57 | Select |
| | | 3.64 | 3 | | | | | 3.64 | | 3.64 | | | | | | 0.9 | 40 | Select | |
| 3.3 | 3.82 | -2.69 | 2 | 20.52 | 2 | 2.18 | 1 | 6.6 | 4 | -2.69 | 5.3 | 9.76 | | 4.2 | 0.72 | 0.67 | 0.93 | 129 | Select |
| 3.09 | 3.17 | -2.02 | 2 | 20.4 | 2 | -1.45 | 1 | 8.18 | 3 | -2.02 | 5.44 | | | 4.49 | 0.7 | 0.51 | 1.45 | 85 | Select |
| 3.59 | 0 | -14.1 | 4 | 17.52 | 3 | -3.84 | 2 | 12.11 | 1 | -14.1 | -1.47 | 6.84 | 5.62 | -2.69 | 0.96 | -0.7 | 1.63 | 53 | Select |
| 0 | 0 | 26.23 | 1 | 18.28 | 4 | -5.1 | 2 | 25.27 | 1 | 26.23 | 10.72 | 17.19 | | 2.86 | 1.31 | 0.4 | 1.06 | 149 | Select |
| 1.3 | | -0.01 | 4 | 21.03 | 3 | -8.72 | 4 | 11.83 | 4 | -0.01 | 2.53 | 10.42 | 10.43 | -4.8 | 1.27 | -0.51 | 0.29 | 99 | Select |
| 0.87 | 0.57 | 57.49 | 1 | 29.59 | 1 | -18.57 | 4 | 49.19 | 1 | 57.49 | 16.23 | 25.24 | 13.24 | 4.01 | 1.14 | 1.03 | | 179 | Select |
| 1.39 | 0.87 | 22.27 | 4 | 26.31 | 2 | -7.78 | 1 | 29.57 | 4 | 22.27 | 11.83 | 17.79 | 11.77 | 2.23 | 0.89 | 0.22 | | 178 | Select |
| 1.04 | 0.79 | 31.61 | 2 | 18.85 | 3 | -9.27 | 1 | 36.06 | 3 | 31.61 | 11.99 | 17.21 | 11.45 | 2.26 | 0.91 | 0.2 | 0.94 | 165 | Select |
| 0.55 | 0 | 31.45 | 3 | 22.91 | 2 | -11.32 | 2 | 37.96 | 2 | 31.45 | 12.31 | 18.9 | | 1.5 | 1.02 | 0.33 | 0.9 | 150 | Select |
| | | 42.28 | 1 | 29.88 | 1 | -15.4 | 3 | 43.82 | 1 | 42.28 | 14.57 | 19.91 | 9.31 | 2.18 | 1.17 | 0.73 | 1.25 | 150 | Select |
| | | 18.51 | 4 | 19.84 | 3 | -16.36 | 3 | 34.26 | 3 | 18.51 | 5.84 | 15.97 | 9.94 | -3.23 | 0.9 | -0.7 | 1.37 | 104 | Select |
| 2.3 | 0 | 0.82 | 4 | 11.02 | 4 | -6.17 | 1 | 29.93 | 4 | 0.82 | -0.33 | 10.18 | 6.82 | -7.92 | 0.79 | -1.18 | 1.06 | 70 | Select |
| 2.16 | 2.1 | 2.33 | | 12.35 | | -0.19 | | 2.34 | | 2.33 | 4.05 | 3.65 | 3.37 | 3.93 | 1.67 | 0.97 | | 101 | Select |
| 0 | 0 | 3.99 | | 13.97 | | 1.6 | | 7.4 | | 3.99 | 5.81 | 9.6 | 7.37 | 5.93 | 1.34 | 0.74 | 1.66 | 80 | Select |
| 0 | 0 | 2.41 | | 4.51 | | -2.71 | | 3.29 | | 2.41 | 0.68 | 1.85 | 4.29 | 0.64 | 0.31 | 0.15 | 1.08 | 51 | Select |
| 0.33 | 0.25 | 29.94 | 1 | 25.09 | 1 | -8.33 | 1 | 24.8 | 1 | 29.94 | 15.12 | 18.22 | 15.24 | 12.05 | 1.11 | 1.26 | 0.9 | 180 | Select |
| 0 | 0 | 34.86 | 1 | 24.88 | 1 | -10.56 | 3 | 36.07 | 1 | 34.86 | 16.88 | 25.15 | 26.79 | 13.84 | 1.32 | 0.98 | | 152 | Select |
| | | 29.45 | 1 | 19.06 | 2 | -1.21 | 1 | 28.03 | 1 | 29.45 | 17.11 | 20.7 | | 14.07 | 1.02 | 1.68 | 0.92 | 150 | Select |
| 0 | 0.03 | 23.26 | 1 | 32.05 | 1 | -9.98 | 2 | 32.44 | 1 | 23.26 | 15.35 | 20.97 | | 12.28 | 1.12 | 1.25 | | 149 | Select |
| 1.45 | 1.22 | 8.11 | 2 | 18.5 | 2 | -12.57 | 3 | 26.56 | 1 | 8.11 | 5.06 | 13.91 | 13.18 | 1.84 | 1.15 | 0.42 | | 129 | Select |
| 1.43 | | 0.32 | 3 | 17.95 | 2 | 2.1 | 1 | 26.77 | 1 | 0.32 | 7.26 | 14.42 | 12.07 | 5.3 | 0.83 | 0.34 | 0.72 | 129 | Select |
| 2.11 | 2.07 | 1.08 | 3 | 17.27 | 2 | -9.45 | 2 | 14.7 | 3 | 1.08 | 2.19 | 8.76 | 8.22 | -0.66 | 0.96 | -0.31 | 0.17 | 117 | Select |
| | | 26.26 | 1 | 32.66 | 1 | -10.49 | 2 | 27.4 | 1 | 26.26 | 14.91 | 18.64 | | 11.68 | 1.3 | 1.01 | 1.25 | 114 | Select |
| 0.72 | 0.7 | 10.86 | 2 | 18.56 | 2 | -15.6 | 4 | 12.67 | 4 | 10.86 | 3.73 | 9.91 | 10.19 | 0.8 | 1.01 | 0.17 | | 107 | Select |
| 2.47 | 2.35 | 2.91 | 2 | 15.86 | 3 | -6.38 | 1 | 20.22 | 2 | 2.91 | 5.11 | | | 2.01 | 1.07 | 0.53 | | 106 | Select |
| 0.33 | 0.3 | 19.65 | 1 | 21.78 | 1 | -10.74 | 3 | 21.75 | 1 | 19.65 | 9.74 | 16.41 | 10.97 | 6.83 | 0.96 | 1.23 | 1.08 | 106 | Select |
| 2.29 | 2.06 | 2.16 | 2 | 13.87 | 4 | -7.46 | 1 | 13.45 | 4 | 2.16 | 2.59 | 9.11 | | -0.19 | 0.93 | -0.13 | 0.1 | 95 | Select |
| 1.83 | | 0.25 | 3 | 14.8 | 3 | -7.65 | 1 | 13.07 | 4 | 0.25 | 2.58 | 8.74 | 7.86 | -0.04 | 0.86 | -0.11 | 0.16 | 91 | Select |
| 2.13 | 2.02 | 0.54 | 3 | 15.42 | 3 | -8.69 | 2 | 14.25 | 3 | 0.54 | 2.13 | 8.66 | 8.11 | -0.67 | 0.94 | -0.37 | | 84 | Select |
| | 0.6 | 10.19 | 2 | 18.34 | 2 | -15.86 | 4 | 12.89 | 4 | 10.19 | 3.32 | 9.71 | 9.59 | 0.38 | 1.02 | 0.08 | | 75 | Select |
| 1.72 | 1.74 | -10.48 | 4 | 10.83 | 4 | -12.28 | 3 | 16.91 | 3 | -10.48 | -4.72 | 5.59 | 7.46 | -7.32 | 0.98 | -1.36 | 1.17 | 44 | Select |

ESTATE CAPITAL INVESTMENT PORTFOLIOS SHORTLIST

| Sector | Management Group | Fund Name | MSAR | RSM | Sq Mile | FE Crown | FE Risk | R3Yr Volatility | C3Yr Volatility | C3Yr MMD |
|--|--------------------------------|--|---------|--------------|----------------|----------|---------|-----------------|-----------------|----------|
| IA Japanese Smaller Companies (7) | Fidelity International (FIL In | Japan Smaller Companies | | | | 4 | 78 | 15.62 | 12.95 | -20.22 |
| IA Japanese Smaller Companies (7) | Aberdeen Standard Investments | SICAV I Japanese Smaller Companies | | | | 3 | 93 | 16.48 | 11.03 | -13.8 |
| IA North America (151) | Baillie Gifford & Co Ltd | American | | Yes | | 5 | 131 | 26 | 20 | -20.26 |
| IA North America (151) | UBS Asset Mgmt Funds Ltd | US Growth | | Yes | | 5 | 89 | 18.05 | 15.06 | -15.89 |
| IA North America (151) | T. Rowe Price (Lux) Management | US Large Cap Growth Equity | Silver | | | 5 | 92 | 17.87 | 14.03 | -11.6 |
| IA North America (151) | AXA IM UK | Framlington American Growth | | Yes | | 4 | 86 | 18.58 | 15.63 | -17.79 |
| IA North America (151) | Natixis Investment Managers | Loomis Sayles U.S. Equity Leaders | Gold | | A | 5 | 89 | 16.01 | 14.13 | -10.74 |
| IA North America (151) | T. Rowe Price (Lux) Management | US Blue Chip Equity | Bronze | | | 5 | 90 | 17.9 | 14.39 | -12.62 |
| IA North America (151) | Vanguard Investments UK Limite | US Equity Index | Gold | Yes | Recommended | | 92 | 15.8 | 11.63 | -12.57 |
| IA North America (151) | Merian Investment Management L | North American Equity | Silver | Yes | A | 2 | 81 | 16.82 | 13.19 | -15.18 |
| IA North America (151) | HSBC Gbl Asset Mgr (HSBC Inv) | American Index | Silver | Yes | Recommended | | 79 | 15.53 | 12.42 | -12.41 |
| IA North America (151) | BlackRock | North American Equity Index (UK) | Silver | Yes | Recommended | | 85 | 15.83 | 12.26 | -12.07 |
| IA North America (151) | Legal & General UT Mgr Ltd | US Index Trust | Bronze | Yes | Recommended | | 87 | 16.26 | 12.42 | -12.66 |
| IA North America (151) | Fidelity International (FIL In | Index US | Bronze | Yes | Recommended | | 98 | 15.31 | 12.23 | -11.79 |
| IA North America (151) | Dodge & Cox WorldwideFunds Plc | US Stock | Gold | Yes | AA | 1 | 134 | 18.67 | 12.76 | -12.48 |
| IA North America (151) | Capital Group | AMCAP Fund(LUX) | Gold | | | 4 | 101 | 15.02 | | |
| IA North America (151) | Robeco Luxembourg S.A. | BP US Large Cap Equities | Silver | | | 1 | 101 | 16.94 | 11.96 | -12.54 |
| IA North America (151) | MFS Meridian Funds | US Value | Silver | | | 1 | 117 | 17.66 | 12.24 | -16.31 |
| IA North America (151) | Aviva Investors UK Fd Serv Ltd | US Equity Income | Bronze | | | 1 | 90 | 15.59 | 11.39 | -10.94 |
| IA North American Smaller Companies (18) | JP Morgan Asset Management UK | US Small Cap Growth | | | | 5 | 112 | 23.8 | 18.94 | -23.04 |
| IA North American Smaller Companies (18) | Artemis Fund Managers Limited | US Smaller Companies | | Yes | A | 4 | | 21.05 | 15.96 | -17.69 |
| IA North American Smaller Companies (18) | T. Rowe Price (Lux) Management | US Smaller Companies Equity Fund | | | | 5 | 116 | 17.78 | 13.54 | -15.76 |
| IA North American Smaller Companies (18) | Threadneedle Investment Servic | American Smaller Companies (US) | | | | 3 | 113 | 20.58 | 15.59 | -20.12 |
| IA Property Other (35) | BlackRock | Global Property Securities Equity Index (UK) | Gold | Yes | | | 112 | 16.86 | 10.63 | -10.74 |
| IA Property Other (35) | Legal & General UT Mgr Ltd | Global Real Estate Dividend Index | Silver | | | | 117 | 17.27 | 11.19 | -10.55 |
| IA Specialist (255) Biotechnology | Polar Capital | Biotechnology | | | | 5 | 128 | 21.2 | 17.96 | -16.73 |
| IA Specialist (255) Biotechnology | Pictet Asset Management (Europ | Biotech | | | | 3 | 119 | 21.81 | 20.13 | -20.23 |
| IA Specialist (255) Biotechnology | AXA IM UK | Framlington Biotech | | | | 4 | 106 | 21.43 | 19.83 | -21.85 |
| IA Specialist (255) India | Stewart Investors (First Senti | Indian Subcontinent Sustainability | Silver | Yes | Responsible AA | 4 | 67 | 17.65 | 11.82 | -10.16 |
| IA Specialist (255) India | Aberdeen Standard Investments | SICAV I Indian Equity | Bronze | | | 3 | 82 | 19.62 | 16.86 | -16.2 |
| IA Specialist (255) India | Franklin Temp Intl Serv SARL | India | Bronze | | | 2 | 97 | 22.75 | 16.86 | -19.4 |
| IA Specialist (255) Latin America | Aberdeen Fund Managers Limited | Latin American Equity | Bronze | | | 3 | 119 | 29.34 | 19.87 | -19.12 |
| IA Specialist (255) Precious Metals | BlackRock | Gold & General | Bronze | Yes | AA | 2 | 154 | 32.94 | 21.58 | -27.77 |
| IA Specialist (255) Precious Metals | Quilter Investors Limited | Precious Metals Equity | Bronze | | | 2 | 143 | 31.34 | 21.14 | -27.93 |
| IA Specialist (255) Precious Metals | Ninety One Fund Managers UK Li | Global Gold | | | | 3 | 158 | 32.86 | 22.92 | -21.95 |
| IA Specialist Commodity & Energy (410) | iShares | Global Clean Energy UCITS ETF | | Yes | | | 140 | 24.16 | 16.02 | -11.88 |
| IA Specialist (255) Insurance | Polar Capital | Global Insurance | Silver | | AA | 5 | 110 | 14.26 | 9.66 | -6.89 |
| IA UK Gilts (32) | Allianz Global Invtrs GmbH(UK) | Gilt Yield | Silver | Yes | A | 5 | 34 | 6.41 | 6.25 | -4.34 |
| IA UK Gilts (32) | Vanguard Group (Ireland) Limit | UK Government Bond Index | Silver | Yes | Recommended | | 37 | 6.62 | 6.29 | -4.57 |
| IA UK Gilts (32) | BlackRock | UK Gilts All Stocks Index (UK) | Bronze | Yes | Recommended | | 32 | 6.18 | 5.95 | -4.13 |
| IA UK Gilts (32) | Legal & General UT Mgr Ltd | All Stocks Gilt Index Trust | Bronze | Yes | Recommended | | 32 | 6.01 | 5.77 | -4.1 |
| IA UK Index Linked Gilts (12) | Royal London Unit Tst Mgrs Ltd | Index Linked | Bronze | | A | 5 | 64 | 10.8 | 10.27 | -10.44 |
| IA Sterling Corporate Bond (100) | Invesco Fund Managers Ltd | Corporate Bond (UK) | Gold | Yes | AAA | 2 | 22 | 4.48 | 2.23 | -2.33 |
| IA Sterling Corporate Bond (100) | Schroder UT Managers | Sterling Corporate Bond | | Yes | A | 4 | 37 | 7.94 | 3.78 | -2.18 |
| IA Sterling Corporate Bond (100) | Fidelity International (FIL In | Moneybuilder Income | Silver | Yes | A | 2 | 27 | 5.77 | 3.44 | -2.94 |
| IA Sterling Corporate Bond (100) | BlackRock | Corporate Bond | Silver | Yes | | 3 | 34 | 6.49 | 2.86 | -1.54 |
| IA Sterling Corporate Bond (100) | Royal London Unit Tst Mgrs Ltd | Corporate Bond | Bronze | Yes | | 3 | 29 | 5.85 | 3.31 | -2.57 |
| IA Sterling Corporate Bond (100) | M&G UK | Corporate Bond | Bronze | Yes | AA | 2 | 36 | 6.69 | 3.21 | -2.93 |
| IA Sterling Corporate Bond (100) | M&G UK | Strategic Corporate Bond | Bronze | Yes | AA | 2 | 39 | 7.37 | 3.11 | -3.78 |
| IA Sterling Corporate Bond (100) | Legal & General UT Mgr Ltd | Managed Monthly Income Trust | | Yes | | 4 | 33 | 6.65 | 3.9 | -2.94 |
| IA Sterling Corporate Bond (100) | Royal London Unit Tst Mgrs Ltd | Sterling Credit | | Yes | | 3 | 31 | 6.11 | 3.35 | -2.29 |
| IA Sterling Corporate Bond (100) | Aegon Asset Management | Ethical Corporate Bond | | Yes | | 3 | 26 | 5.34 | 3.18 | -2.25 |
| IA Sterling Corporate Bond (100) | Baillie Gifford & Co Ltd | Investment Grade Long Bond | | | | 5 | 54 | 8.55 | 6.6 | -4.53 |
| IA Sterling Corporate Bond (100) | Quilter Investors Limited | Investment Grade Corporate Bond | Gold | | | 2 | 21 | 4.36 | 2.26 | -2.37 |
| IA Sterling Corporate Bond (100) | Merian Investment Management L | Corporate Bond | | Under Review | | 5 | 31 | 6.15 | 3.51 | -3.24 |
| IA Sterling Corporate Bond (100) | Janus Henderson Global Investo | Long Dated Credit | | | | 3 | 56 | 11.24 | 7.36 | -6.82 |
| IA Sterling Corporate Bond (100) | Vanguard Group (Ireland) Limit | UK Investment Grade Bond Index | Bronze | Yes | Recommended | | 26 | 5.46 | 3.49 | -2.09 |
| IA Sterling Corporate Bond (100) | PIMCO Global Advisors(IRL) Ltd | Global Investment Grade Credit Fund | Bronze | | | 2 | 40 | 6.85 | 2.58 | -3.34 |
| IA Sterling High Yield (43) | Threadneedle Investment Servic | High Yield Bond | Bronze | Yes | A | 4 | 55 | 9.68 | 2.93 | -2.72 |
| IA Sterling High Yield (43) | Aegon Asset Management | High Yield Bond | | Yes | | 4 | 61 | 13.07 | 3.15 | -3.35 |
| IA Sterling High Yield (43) | Baillie Gifford & Co Ltd | High Yield Bond | Neutral | Yes | A | 3 | 51 | 11.41 | 3.02 | -3.13 |
| IA Sterling High Yield (43) | Royal London Asset Mgmt (IRL) | Short Duration Global High Yield Bond | | Yes | | 3 | 36 | 5.18 | 1.3 | -1.1 |
| IA Sterling High Yield (43) | Quilter Investors Limited | High Yield Bond | Bronze | | | 4 | 57 | 10.48 | 3.11 | -2.61 |

ESTATE CAPITAL INVESTMENT PORTFOLIOS SHORTLIST

| Historic Yield | Yield | 12M Discrete | Rank Qtl | 1Yr Discrete | Rank Qtl | 2Yr Discrete | Rank Qtl | 3Yr Discrete | Rank Qtl | 1Yr Cumulative | 3Yr Cumulative | 5Yr Cumulative | 10Yr Cumulative | R3 Yr Alpha | R3 Yr Bete | R3 Yr Beta | TER Info ratio | Score | Select |
|----------------|-------|--------------|----------|--------------|----------|--------------|----------|--------------|----------|----------------|----------------|----------------|-----------------|-------------|------------|------------|----------------|-------|--------|
| 0.47 | 0 | 14.14 | 1 | 18.74 | 2 | -18.75 | 4 | 32.6 | 1 | 14.14 | 3.74 | 13.18 | 11.69 | 0.68 | 1.09 | 0.15 | 0.96 | 92 | |
| | 0.8 | 5.55 | 2 | 22.39 | 1 | -8.36 | 1 | 19.24 | 3 | 5.55 | 6.7 | 13.1 | 13.07 | 2.49 | 0.88 | 0.4 | | 84 | Select |
| 0 | 0 | 102.29 | 1 | 26.89 | 2 | 13.34 | 1 | 23.6 | 1 | 102.29 | 40.27 | 35.03 | 23.98 | 25.37 | 1.37 | 1.76 | | 280 | Select |
| 0 | 0 | 28.75 | 1 | 32.54 | 1 | 5.3 | 1 | 20.12 | 1 | 28.75 | 20.16 | 20.23 | 17.81 | 8.85 | 1.08 | 1.36 | | 180 | Select |
| | | 29.86 | 1 | 24.42 | 3 | 9.32 | 1 | 24.33 | 1 | 29.86 | 19.41 | 21.69 | 19.17 | 8.19 | 1.07 | 1.33 | 0.74 | 178 | |
| 0 | 0 | 28.88 | 1 | 32.17 | 1 | 4.28 | 1 | 18.44 | 1 | 28.88 | 19.96 | 18.5 | 16.7 | 8.1 | 1.14 | 1.49 | | 169 | Select |
| 0.06 | | 28.31 | 1 | 27.03 | 2 | 1.45 | 1 | 19.93 | 1 | 28.31 | 16.59 | 20.06 | | 6.77 | 0.94 | 0.9 | 1 | 163 | Select |
| | | 28.88 | 1 | 25.55 | 2 | 8.28 | 1 | 22.79 | 1 | 28.88 | 19.15 | 20.67 | 19.03 | 7.97 | 1.07 | 1.26 | 0.81 | 162 | Select |
| 1.4 | 1.26 | 9.68 | 2 | 25.42 | 2 | 0.22 | 2 | 10.23 | 3 | 9.68 | 10.53 | 15.03 | 14.68 | 0.61 | 0.99 | 0.16 | 0.1 | 148 | Select |
| 0.46 | 0.44 | 8.92 | 3 | 21.07 | 4 | -3.92 | 4 | 12.34 | 2 | 8.92 | 7.46 | 14.05 | 15.89 | -2.72 | 1.06 | -0.67 | 0.94 | 140 | |
| 1.62 | 1.48 | 10.26 | 2 | 27.2 | 2 | -0.49 | 2 | 10.54 | 2 | 10.26 | 11.22 | 15.23 | 14.94 | 1.28 | 0.99 | 0.5 | | 139 | Select |
| 1.44 | 1.49 | 10.3 | 2 | 26.62 | 2 | -0.6 | 2 | 10.61 | 2 | 10.3 | 11 | 15.14 | 14.34 | 0.98 | 1 | 0.32 | 0.17 | 138 | |
| 1.46 | 1.4 | 9.67 | 2 | 27.26 | 1 | -0.73 | 2 | 10.75 | 2 | 9.67 | 10.88 | 15.11 | 14.81 | 0.75 | 1.02 | 0.22 | | 126 | |
| 1.67 | 1.5 | 9.56 | 2 | 26.34 | 2 | 0.25 | 2 | 10.55 | 2 | 9.56 | 10.88 | 15.06 | | 1.14 | 0.97 | 0.3 | 0.06 | 111 | |
| | 0 | -7.3 | 4 | 19.48 | 4 | -2.18 | 3 | 7.34 | 4 | -7.3 | 2.13 | 10.34 | | -7.89 | 1.12 | -1.01 | 0.63 | 109 | |
| | | 14.05 | 1 | 21.07 | 4 | 3.74 | 1 | | | 14.05 | 11.09 | | | 1.76 | 0.92 | 0.22 | 0.8 | 95 | |
| | | -9.83 | 4 | 18.7 | 4 | -4.62 | 4 | 8.41 | 3 | -9.83 | 0.31 | 7.94 | 10.87 | -8.7 | 1.01 | -1.36 | 0.81 | 60 | |
| | | -7.26 | 4 | 26.28 | 2 | -12.38 | 4 | 15.37 | 1 | -7.26 | 0 | 4.12 | | -8.28 | 0.95 | -0.94 | 1 | 55 | |
| 3.41 | 2.28 | -8.67 | 4 | 19.47 | 4 | -2.08 | 3 | -0.2 | 4 | -8.67 | 2.28 | 8.99 | | -6.45 | 0.94 | -1.3 | 0.9 | 46 | |
| 0 | 0 | 35.24 | 1 | 32.95 | 1 | -2.22 | 2 | 28.26 | 1 | 35.24 | 20.09 | 23.25 | 17.12 | 9.73 | 1.12 | 1.46 | 0.8 | 160 | Select |
| 0.02 | 0.02 | 16.34 | 2 | 25.27 | 2 | 5.92 | 1 | 11.6 | 1 | 16.34 | 14.11 | 19 | | 4.96 | 1.1 | 0.94 | | 133 | |
| | | 14.37 | 2 | 33.17 | 1 | -0.39 | 1 | 8.14 | 2 | 14.37 | 13.96 | 17.42 | 16.75 | 5.87 | 0.84 | 0.77 | 1.04 | 114 | |
| 0.31 | 0.27 | 7.41 | 3 | 27.23 | 2 | -9.85 | 4 | 7.27 | 2 | 7.41 | 7.55 | 12.66 | 12.82 | -1 | 0.98 | -0.25 | | 74 | |
| 2.87 | 3 | -23.11 | | 17.71 | | 0 | | 1.6 | | -23.11 | -1.66 | 3.73 | | -1.65 | 1.25 | -0.34 | 0.25 | 81 | |
| 3.09 | 3.2 | -23.67 | | 17.58 | | 0.11 | | 1.67 | | -23.67 | -1.47 | | | -1.42 | 1.27 | -0.29 | | 36 | |
| | | 48.75 | | 26.27 | | 2.08 | | 19.46 | | 48.75 | 18.49 | 17.91 | | 18.47 | 0.98 | 0.94 | 1.17 | 139 | Select |
| | | 33.46 | | 29.45 | | -9.3 | | 14.51 | | 33.46 | 11.77 | 9.44 | 15.79 | 12.13 | 0.89 | 0.52 | | 108 | |
| 0 | 0 | 34.81 | | 19.35 | | -6.42 | | 9.66 | | 34.81 | 10.85 | 8.44 | 18.76 | 11.26 | 0.85 | 0.47 | | 105 | |
| 0.92 | 0.1 | 3.21 | | -3.18 | | 3.04 | | 19.22 | | 3.21 | 3.5 | 9.23 | 9.77 | 2.78 | 1.04 | 0.16 | | 116 | |
| | 0.2 | -4.91 | | 2.05 | | 1.27 | | 22.89 | | -4.91 | 0.57 | 8.51 | 6.78 | 0.19 | 1.06 | -0.06 | | 65 | |
| | | -3.3 | | 4.26 | | -9.78 | | 26.88 | | -3.3 | -1.81 | 7.56 | 5.4 | -2.35 | 1.36 | -0.21 | 1.09 | 53 | |
| 1.33 | 1.5 | -33.17 | | 16.97 | | -4.69 | | 18.13 | | -33.17 | -10.19 | 6.34 | | -9.71 | 1.94 | -0.52 | | 38 | |
| 0.19 | 0.15 | 37.37 | | 32.54 | | -11.13 | | -2.89 | | 37.37 | 15.74 | 20.97 | -0.28 | 16.76 | 1.77 | 0.54 | 1.17 | 139 | |
| 0.48 | 0.33 | 36.64 | | 31.37 | | -12.08 | | -2.6 | | 36.64 | 14.64 | 20.16 | | 15.5 | 1.62 | 0.52 | | 97 | |
| 0.13 | 0.1 | 40.55 | | 37.11 | | -0.62 | | 0.02 | | 40.55 | 22.63 | 25.94 | 1.44 | 23.93 | 1.65 | 0.79 | | 120 | Select |
| 1.51 | | 84.08 | 1 | 38.09 | 1 | -3.32 | 2 | 9.79 | 2 | 84.08 | 31.2 | 21.24 | 6.2 | 31.72 | 1.71 | 1.58 | 0.65 | 186 | |
| | | -12.03 | | 23.26 | | 1.48 | | 6.47 | | -12.03 | 2.66 | 9.92 | 12.11 | 1.79 | 0.87 | 0.12 | 0.88 | 100 | |
| 0.91 | 0.39 | 6.84 | 1 | 7.06 | 2 | 0.41 | | 3.48 | | 6.84 | 6.1 | 5.88 | 5.04 | 0.48 | 0.96 | 0.4 | 0.35 | 115 | |
| 1.02 | | 5.32 | 3 | 7.47 | 1 | 0.37 | 1 | 1.89 | 1 | 5.32 | 5.86 | 5.62 | 5.65 | 0.18 | 0.98 | 0.03 | 0.12 | 80 | Select |
| 1 | 0.7 | 5.58 | 3 | 6.62 | 2 | 0.3 | 1 | 1.76 | 2 | 5.58 | 5.47 | 5.23 | 4.99 | 0.06 | 0.93 | -0.57 | 0.16 | 70 | |
| 1.01 | 0.8 | 5.39 | 3 | 6.39 | 3 | 0.23 | 1 | 1.6 | 2 | 5.39 | 5.27 | 5 | 4.79 | 0 | 0.9 | -0.68 | | 69 | |
| 0 | 2.01 | 9.33 | 2 | 6.57 | 2 | -0.39 | 2 | 3.46 | 1 | 9.33 | 7.08 | 8.32 | 8.34 | 0.4 | 0.96 | 0.17 | | 88 | |
| 2.81 | 2.71 | 5.36 | 2 | 8.36 | 4 | -1.94 | 2 | 6.24 | 1 | 5.36 | 3.99 | 4.58 | 4.7 | 0.67 | 0.77 | -0.15 | 0.69 | 132 | |
| 3.77 | 3.98 | 8.57 | 1 | 14.61 | 1 | -1.65 | 2 | 8.43 | 1 | 8.57 | 7.18 | 7.87 | 6.26 | 1.26 | 1.39 | 1.01 | | 119 | Select |
| 3.02 | 2.94 | 4.09 | 3 | 9.7 | 2 | -2.42 | 3 | 4.88 | 3 | 4.09 | 4.09 | 4.9 | 5.13 | -0.25 | 1.02 | -0.22 | 0.56 | 110 | Select |
| 2.33 | 2.1 | 4.8 | 2 | 8.91 | 3 | -1.09 | 1 | 6.15 | 1 | 4.8 | 4.59 | 5.66 | 5.92 | -0.22 | 1.13 | 0.21 | 0.68 | 110 | |
| 3.43 | 3.01 | 4.2 | 3 | 10.85 | 2 | -2.05 | 2 | 7.06 | 1 | 4.2 | 4.65 | 5.86 | 6.11 | 0.24 | 1.03 | 0.46 | | 104 | Select |
| 2.64 | 2.24 | 4.16 | 3 | 11.32 | 1 | -2.53 | 3 | 5.31 | 2 | 4.16 | 4.14 | 5.11 | 5.4 | -0.61 | 1.13 | -0.05 | 0.59 | 102 | |
| 2.55 | 2.45 | 3.61 | 3 | 11.17 | 1 | -3.59 | 4 | 6.1 | 1 | 3.61 | 3.49 | 4.75 | 5.13 | -1.58 | 1.22 | -0.25 | 0.61 | 101 | |
| 2.36 | 2.3 | 5.35 | 2 | 11.23 | 1 | -2.24 | 3 | 6.24 | 1 | 5.35 | 5.13 | 6.2 | 6.04 | 0.11 | 1.18 | 0.72 | | 94 | |
| 3.55 | 2.99 | 3.81 | 3 | 10.67 | 2 | -1.77 | 2 | 7.2 | 1 | 3.81 | 4.61 | 5.73 | 6.2 | 0.02 | 1.08 | 0.35 | | 92 | |
| 2.62 | 2.69 | 4.7 | 2 | 8.63 | 4 | -1.89 | 2 | 4.47 | 3 | 4.7 | 4.27 | 4.82 | 5.16 | 0.25 | 0.94 | 0 | 0.58 | 84 | |
| 2.8 | 2.5 | 8.31 | 1 | 14.92 | 1 | -2.48 | 3 | 6.14 | 1 | 8.31 | 7.58 | 7.89 | 7.96 | 1.52 | 1.42 | 0.82 | | 80 | Select |
| 2.01 | 2.1 | 6.02 | 1 | 8.67 | 3 | -2.12 | 2 | 4.89 | 3 | 6.02 | 4.16 | 4.68 | 0.89 | 0.89 | 0.76 | -0.06 | | 79 | Select |
| 2.49 | 2.4 | 8.19 | 1 | 11.74 | 1 | -2.5 | 3 | 5.39 | 2 | 8.19 | 6.27 | 6.33 | 5.78 | 1.6 | 1.08 | 1.81 | 0.64 | 72 | Select |
| 2.25 | 2.1 | 9.04 | 1 | 17.39 | 1 | -4.49 | 4 | 5.92 | 2 | 9.04 | 8.1 | 9.09 | 7.95 | 0.22 | 1.89 | 0.6 | 0.55 | 70 | Select |
| 2.16 | | 4.39 | 2 | 9.32 | 3 | -1.71 | 2 | 4.24 | 3 | 4.39 | 4.28 | 5.47 | 5.79 | 0.21 | 0.95 | 0.01 | 0.12 | 70 | Select |
| 2.74 | | 1.47 | 4 | 10.34 | 2 | -2.79 | 3 | 5.05 | 3 | 1.47 | 2.83 | 3.83 | 4.12 | -1.92 | 1.15 | -0.53 | 0.76 | 44 | |
| 3.82 | 3.96 | 0.43 | 2 | 10.99 | 3 | -1.53 | 1 | 6.32 | 2 | 0.43 | 2.48 | 4.09 | 4.87 | 0.76 | 0.95 | 0.31 | | 112 | Select |
| 5.63 | 5.54 | -0.89 | 3 | 13.7 | 1 | -2.24 | 2 | 5.33 | 3 | -0.89 | 2.48 | 3.71 | 4.71 | 0.39 | 1.31 | 0.18 | 0.81 | 102 | |
| 4.13 | 4.4 | 0.38 | 2 | 11.88 | 2 | -2.52 | 2 | 8.12 | 1 | 0.38 | 2.61 | 4.9 | 5.66 | 0.69 | 1.13 | 0.31 | | 100 | Select |
| 4.76 | 4.41 | -1.18 | 3 | 4.85 | 4 | 0.44 | 1 | 2.32 | 4 | -1.18 | 1.17 | 2.09 | | 0.13 | 0.51 | -0.11 | | 76 | Select |
| 4.11 | 3.8 | -0.3 | 3 | 12.08 | 2 | -1.08 | 1 | 6.92 | 2 | -0.3 | 2.69 | 4.16 | | 0.84 | 1.05 | 0.56 | | 73 | |

ESTATE CAPITAL INVESTMENT PORTFOLIOS SHORTLIST

| Sector | Management Group | Fund Name | MSAR | RSM | Sq Mile | FE Crown | FE Risk | R3Yr Volatility | C3Yr Volatility | C3Yr MMD |
|---|--------------------------------|--|--------|-----|---------------|----------|---------|-----------------|-----------------|----------|
| IA Sterling Strategic Bond (97) | Janus Henderson Global Investo | Strategic Bond | Silver | Yes | AA | 4 | 35 | 5.85 | 2.94 | -2.13 |
| IA Sterling Strategic Bond (97) | Allianz Global Invtrs GmbH(UK) | Strategic Bond | | Yes | AA | 5 | 30 | 7.23 | 4.51 | -2.93 |
| IA Sterling Strategic Bond (97) | Invesco Fund Managers Ltd | Monthly Income Plus (UK) | Silver | Yes | AA | 1 | 43 | 8.55 | 3.07 | -4.11 |
| IA Sterling Strategic Bond (97) | Artemis Fund Managers Limited | Strategic Bond | Silver | Yes | AA | 1 | 25 | 5.11 | 2.5 | -3.59 |
| IA Sterling Strategic Bond (97) | Aegon Asset Management | Strategic Bond | | Yes | | 4 | 43 | 8.08 | 2.3 | -2.79 |
| IA Sterling Strategic Bond (97) | Royal London Unit Tst Mgrs Ltd | Ethical Bond | | Yes | | 4 | 29 | 5.55 | 3.23 | -1.71 |
| IA Sterling Strategic Bond (97) | M&G UK | Optimal Income | Bronze | Yes | AA | 1 | 35 | 6.88 | 3.23 | -4.27 |
| IA Sterling Strategic Bond (97) | Janus Henderson Global Investo | Fixed Interest Monthly Income | Bronze | | A | 2 | 46 | 7.42 | 3.19 | -3.43 |
| IA Sterling Strategic Bond (97) | Legg Mason Investments (Irelan | Western Asset Macro Opportunities Bond | Bronze | Yes | | 1 | 59 | 10.45 | 6.71 | -11.1 |
| IA Sterling Strategic Bond (97) | PIMCO Global Advisors(IRL) Ltd | Diversified Income | Silver | | | 3 | 43 | 7.26 | 3.16 | -3.3 |
| IA Sterling Strategic Bond (97) | Muzinich & Co | Global Tactical Credit | Bronze | | | | 42 | 5.89 | 2.32 | -2.4 |
| IA Technology & Telecommunications (16) | Polar Capital | Global Technology | Silver | | A | 4 | 99 | 17.46 | 15.96 | -15.42 |
| IA Technology & Telecommunications (16) | T. Rowe Price (Lux) Management | Global Technology Equity | Bronze | | | 1 | | 20.16 | 18 | -14.96 |
| IA Technology & Telecommunications (16) | Smith & Williamson Investment | Artificial Intelligence | | | | 3 | 90 | 18.81 | | |
| IA UK All Companies (248) | Maitland Institutional Service | Chelverton UK Equity Growth | | Yes | | 4 | 93 | 19.81 | 11.67 | -14.55 |
| IA UK All Companies (248) | Liontrust Fund Partners LLP | Special Situations | Bronze | Yes | AA | 5 | 78 | 14.19 | 9.14 | -10.11 |
| IA UK All Companies (248) | Lindsell Train | LF Lindsell Train UK Equity | Bronze | Yes | A | 5 | 82 | 12.84 | 9.96 | -9.5 |
| IA UK All Companies (248) | Baillie Gifford & Co Ltd | UK Equity Alpha | | Yes | A | 4 | 105 | 20.63 | 13.4 | -16.65 |
| IA UK All Companies (248) | Merian Investment Management L | UK Mid Cap | Silver | Yes | A | 3 | 138 | 25.85 | 15.14 | -24.15 |
| IA UK All Companies (248) | RLUM (CIS) Ltd | Sustainable Leaders Trust | Silver | | | 5 | 86 | 13.11 | 9.31 | -9.32 |
| IA UK All Companies (248) | BlackRock | UK Special Situations | Bronze | Yes | | 3 | 104 | 18.72 | 11.1 | -17.39 |
| IA UK All Companies (248) | Ninety One Fund Managers UK Li | UK Alpha | Bronze | Yes | A | 4 | 86 | 14.46 | 9.92 | -14.43 |
| IA UK All Companies (248) | Aegon Asset Management | Ethical Equity | Bronze | Yes | Responsible A | 3 | 104 | 17.59 | 11.57 | -17.79 |
| IA UK All Companies (248) | Vanguard Investments UK Limite | FTSE U.K. All Share Index Unit Trust | Gold | Yes | Recommended | | 101 | 14.75 | 9.88 | -12.58 |
| IA UK All Companies (248) | GLG Partners | Undervalued Assets | Silver | Yes | AA | 1 | 125 | 20.34 | 11.42 | -14.47 |
| IA UK All Companies (248) | Merian Investment Management L | UK Alpha | Bronze | Yes | AA | 2 | 113 | 18.14 | 9.96 | -13.45 |
| IA UK All Companies (248) | Fidelity International (FIL In | Index UK | Silver | Yes | Recommended | | 93 | 15.16 | 9.79 | -12.3 |
| IA UK All Companies (248) | Threadneedle Investment Servic | UK | Silver | Yes | A | 2 | 108 | 18.11 | 10.16 | -14.73 |
| IA UK All Companies (248) | HSBC Gbl Asset Mgt (HSBC Inv) | FTSE All Share Index | Silver | Yes | Recommended | | 92 | 15.43 | 9.55 | -12.38 |
| IA UK All Companies (248) | BlackRock | UK Equity Index (UK) | Silver | Yes | Recommended | | 94 | 15.51 | 9.44 | -12.33 |
| IA UK All Companies (248) | JO Hambro Capital Management | UK Dynamic | Silver | Yes | | 1 | 114 | 19.07 | 10.36 | -14.27 |
| IA UK All Companies (248) | Dimensional Fund Advisors | UK Core Equity | Gold | | | 3 | 99 | 16.7 | 9.85 | -12.96 |
| IA UK All Companies (248) | Liontrust Fund Partners LLP | UK Growth | Bronze | | A | 4 | 80 | 14.25 | 9.29 | -11.79 |
| IA UK All Companies (248) | Legal & General UT Mgr Ltd | UK Index Trust | Bronze | Yes | Recommended | | 95 | 14.94 | 9.29 | -12.05 |
| IA UK All Companies (248) | Legal & General UT Mgr Ltd | UK 100 Index Trust | Bronze | Yes | Recommended | | 87 | 14.15 | 9.19 | -11.44 |
| IA UK All Companies (248) | Schroder UT Managers | Recovery | Silver | Yes | A | 1 | 110 | 17.92 | 9.55 | -11.6 |
| IA UK All Companies (248) | Fidelity International (FIL In | Special Situations | Silver | Yes | A | 1 | 111 | 19.37 | 10.66 | -16.27 |
| IA UK All Companies (248) | HSBC Gbl Asset Mgt (HSBC Inv) | FTSE 100 Index | Bronze | | Recommended | | 92 | 14.62 | 9.62 | -11.85 |
| IA UK Equity Income (86) | Troy Asset Management Ltd | Trojan Income | Silver | Yes | AA | 5 | 74 | 12.14 | 8.22 | -9.11 |
| IA UK Equity Income (86) | Franklin Templeton Funds (UK) | UK Equity Income | Gold | Yes | | 3 | 95 | 16.09 | 9.98 | -12.12 |
| IA UK Equity Income (86) | Artemis Fund Managers Limited | Income | Silver | Yes | AA | 3 | 99 | 14.97 | 9.26 | -14.33 |
| IA UK Equity Income (86) | Liontrust Fund Partners LLP | Income | | Yes | | 4 | 90 | 15.23 | 9.02 | -7.07 |
| IA UK Equity Income (86) | Montanaro Asset Management Lim | UK Income | | Yes | | 4 | 96 | 17.28 | 11.44 | -14.93 |
| IA UK Equity Income (86) | Fidelity International (FIL In | Moneybuilder Dividend | Bronze | Yes | A | 3 | 81 | 13.51 | 9.48 | -13.8 |
| IA UK Equity Income (86) | Threadneedle Investment Servic | UK Equity Income | Bronze | Yes | AA | 3 | 90 | 15.68 | 10.31 | -13.06 |
| IA UK Equity Income (86) | River & Mercantile Asset Manag | UK Equity Income | | Yes | AA | 4 | 79 | 13.86 | 9.46 | -12.43 |
| IA UK Equity Income (86) | Fidelity International (FIL In | Enhanced Income | Yes | | A | 3 | 77 | 12.82 | 8.89 | -13.14 |
| IA UK Equity Income (86) | BlackRock | UK Income | | Yes | | 4 | 91 | 14.24 | 9.53 | -12.23 |
| IA UK Smaller Companies (50) | Aberdeen Standard Fund Manager | UK Smaller Companies | Gold | Yes | AAA | 5 | 108 | 19.58 | 14.36 | -19.25 |
| IA UK Smaller Companies (50) | Liontrust Fund Partners LLP | UK Smaller Companies | Bronze | Yes | AA | 5 | 84 | 18.62 | 11.74 | -17.12 |
| IA UK Smaller Companies (50) | Amati Global Investors Limited | TB Amati UK Smaller Companies | Bronze | Yes | A | 4 | 103 | 22.05 | 13.21 | -16.76 |
| IA UK Smaller Companies (50) | Merian Investment Management L | UK Smaller Companies | Silver | Yes | AA | 3 | 113 | 21.78 | 14.43 | -20.3 |
| IA UK Smaller Companies (50) | Merian Global Investors (Europ | UK Smaller Companies Focus | Bronze | | | 3 | 123 | 23.98 | 16.45 | -23.12 |
| IA UK Smaller Companies (50) | BlackRock | UK Smaller Companies | Bronze | Yes | | 3 | 109 | 21.51 | 12.19 | -19.93 |
| IA UK Smaller Companies (50) | Franklin Templeton Funds (UK) | UK Smaller Companies | Bronze | Yes | | 3 | 99 | 19.13 | 12.74 | -19 |
| IA UK Smaller Companies (50) | Artemis Fund Managers Limited | UK Smaller Companies | Silver | Yes | | 1 | 110 | 22.37 | 11.43 | -16.96 |

ESTATE CAPITAL INVESTMENT PORTFOLIOS SHORTLIST

| Historic Yield | Yield | 12M Discrete | Rank Qtl | 1 Yr Discrete | Rank Qtl | 2Yr Discrete | Rank Qtl | 3Yr Discrete | Rank Qtl | 1Yr Cumulative | 3Yr Cumulative | 5Yr Cumulative | 10Yr Cumulative | R3 Yr Alpha | R3 Yr Bete | R3 Yr Beta | TER Info ratio | Score | Select |
|----------------|-------|--------------|----------|---------------|----------|--------------|----------|--------------|----------|----------------|----------------|----------------|-----------------|-------------|------------|------------|----------------|-------|--------|
| 3 | 3.4 | 6.52 | 1 | 9.51 | 2 | -1.3 | 1 | 5.99 | 2 | 6.52 | 4.91 | 5.06 | 5.24 | 1.81 | 0.91 | 0.54 | 0.7 | 132 | Select |
| 2.91 | 1.43 | 27.43 | 1 | 11.28 | 1 | 2.75 | 1 | 1.48 | 4 | 27.43 | 13.67 | 9.34 | 7.43 | 14.61 | -0.17 | 0.95 | 0.65 | 132 | Select |
| 5.05 | 5.19 | 3.96 | 2 | 10.71 | 2 | -4.09 | 4 | 8.32 | 1 | 3.96 | 2.7 | 4.23 | 5.17 | -1.97 | 1.44 | -0.19 | 0.82 | 123 | |
| 2.4 | 2.29 | 3.82 | 2 | 8.6 | 3 | -3.04 | 3 | 7.55 | 1 | 3.82 | 3 | 4.8 | 5.05 | 0.04 | 0.87 | -0.27 | | 107 | Select |
| 2.24 | 2.9 | 10.06 | 1 | 10.25 | 2 | -1.98 | 2 | 5.65 | 2 | 10.06 | 6.15 | 5.41 | 4.54 | 1.49 | 1.38 | 0.96 | | 98 | Select |
| 3.04 | 2.58 | 4.45 | 2 | 10.06 | 2 | -1.26 | 1 | 6.81 | 2 | 4.45 | 4.82 | 5.72 | 6.11 | 1.68 | 0.92 | 0.73 | | 95 | Select |
| 2.07 | 1.7 | 0.74 | 4 | 9 | 2 | -3.33 | 3 | 5.77 | 2 | 0.74 | 1.48 | 3.59 | 4.79 | -2.12 | 1.1 | -0.65 | 0.84 | 86 | |
| 4.16 | 4.4 | 4.69 | 1 | 13.27 | 1 | -3.18 | 3 | 9.67 | 1 | 4.69 | 4.63 | 5.88 | 5.63 | 0.43 | 1.25 | 0.49 | 0.69 | 85 | |
| | | 0.56 | 4 | 14.91 | 1 | -6.82 | 4 | 12.68 | 1 | 0.56 | 2.19 | 4.43 | | -2.25 | 1.43 | -0.16 | 1.23 | 73 | |
| 3.44 | | 2.08 | 3 | 12.38 | 1 | -2.91 | 3 | 7.11 | 2 | 2.08 | 3.31 | 5.2 | 4.97 | -0.78 | 1.23 | -0.03 | 0.69 | 68 | |
| | | 2.4 | 3 | 9 | 2 | -1.62 | 2 | 3.57 | 3 | 2.4 | 3.01 | 3.76 | | -0.3 | 0.99 | -0.21 | | 29 | |
| | | 55.98 | 1 | 33.21 | 3 | 8.94 | 1 | 34.71 | 1 | 55.98 | 27.99 | 32.1 | 21.05 | 6.83 | 1.01 | 1.19 | 1.14 | 235 | Select |
| 0 | | 55.23 | 1 | 28.94 | 4 | -5.11 | 4 | 34.97 | 1 | 55.23 | 20.87 | 26.89 | | -1.86 | 1.17 | 0.12 | 0.96 | 158 | |
| | | 45.15 | | 40.08 | | 5.37 | | | | 45.15 | 26.95 | | | 26.09 | 1.1 | 1.85 | 0.82 | 106 | |
| 1.12 | 1.16 | 11.17 | 1 | 40.58 | 1 | -8.91 | 2 | 33.35 | 1 | 11.17 | 8.9 | 15.83 | | 14.88 | 1.09 | 1.87 | | 148 | |
| 1.52 | 1.57 | -5.61 | 1 | 21.62 | 3 | -2.12 | 1 | 16.76 | 1 | -5.61 | 2.08 | 7.86 | 11.21 | 5.7 | 0.8 | 1.19 | | 135 | Select |
| 1.99 | 2.14 | -10.6 | 2 | 22.81 | 2 | -1.09 | 1 | 20.66 | 1 | -10.6 | 2.61 | 7.51 | 11.8 | 5.29 | 0.57 | 0.61 | 0.65 | 134 | Select |
| 1.42 | 1.45 | 0.45 | 1 | 31.01 | 1 | -5.16 | 1 | 23.84 | 1 | 0.45 | 6.26 | 9.66 | 9.17 | 12.23 | 1.09 | 1.21 | | 131 | Select |
| 0.43 | 0.39 | -0.41 | 1 | 29.78 | 1 | -21.54 | 4 | 27.99 | 1 | -0.41 | -2.04 | 6.46 | 11.93 | 6.06 | 1.44 | 0.22 | 0.85 | 130 | Select |
| 1.41 | 1.38 | -1.43 | 1 | 29.51 | 1 | -1.99 | 1 | 15.81 | 2 | -1.43 | 6.17 | 8.75 | 10.78 | 9.49 | 0.73 | 1.54 | | 117 | Select |
| 1.26 | 1.31 | -14.89 | 2 | 32.46 | 1 | -12.1 | 3 | 22.09 | 1 | -14.89 | -2.89 | 4.58 | 6.31 | 2.29 | 1.09 | 0.43 | 0.91 | 102 | |
| 2.79 | 3.01 | -14.48 | 2 | 21.23 | 3 | -9.33 | 2 | 12.72 | 3 | -14.48 | -3.7 | 1.96 | 7.29 | -0.2 | 0.81 | 0.13 | | 101 | |
| | 1.48 | -4.83 | 1 | 31.31 | 1 | -17.41 | 4 | 13.51 | 2 | -4.83 | -2.08 | 1.62 | 6.98 | 2.58 | 1 | 0.5 | 0.79 | 96 | |
| 4.97 | 3.07 | -18.76 | 3 | 19.04 | 3 | -9.65 | 2 | 13 | 3 | -18.76 | -5.18 | 1.68 | 4.33 | -1.6 | 0.83 | -0.15 | 0.06 | 91 | Select |
| 2.15 | 2.37 | -28.52 | 4 | 19.33 | 3 | -11.5 | 3 | 30.29 | 1 | -28.52 | -10.85 | -1.03 | | -5.5 | 1.15 | -0.94 | | 89 | |
| 3.62 | 3.56 | -21.94 | 4 | 23.11 | 2 | -11.18 | 3 | 14.16 | 2 | -21.94 | -5.9 | 0.62 | 4.72 | -1.05 | 1.06 | -0.53 | 0.85 | 89 | |
| 4.38 | 5 | -18.84 | 3 | 19.13 | 3 | -9.2 | 2 | 13.09 | 2 | -18.84 | -5.15 | 1.64 | 4.15 | -1.37 | 0.88 | -0.19 | 0.06 | 89 | |
| 3.22 | 2.49 | -21.82 | 4 | 23.38 | 2 | -11.87 | 3 | 11.25 | 4 | -21.82 | -7.2 | 0.19 | 5.17 | -2.43 | 1.06 | -1.16 | | 88 | |
| 4.57 | 4.56 | -18.32 | 3 | 19.31 | 3 | -9.21 | 2 | 13.02 | 3 | -18.32 | -4.94 | 1.75 | 4.3 | -1.04 | 0.9 | -0.15 | | 88 | |
| 3.5 | 3.71 | -18.89 | 3 | 19.18 | 3 | -9.04 | 2 | 13.05 | 3 | -18.89 | -5.1 | 1.68 | 4.34 | -1.18 | 0.9 | -0.21 | 0.17 | 83 | |
| 3.97 | 3.89 | -31.02 | 4 | 20.82 | 3 | -10.3 | 2 | 16.03 | 2 | -31.02 | -10.53 | -0.3 | 5.13 | -5.6 | 1.09 | -1.2 | 0.79 | 79 | |
| 3.57 | 3.13 | -19.76 | 3 | 20.17 | 3 | -9.14 | 2 | 13.58 | 2 | -19.76 | -5.38 | 1.43 | 4.57 | -1.03 | 0.98 | -0.44 | 0.22 | 78 | |
| 2.15 | 2.67 | -13.58 | 2 | 19.94 | 3 | -6.09 | 1 | 14.2 | 2 | -13.58 | -2.15 | 4.83 | 7.78 | 1.37 | 0.81 | 0.44 | | 77 | |
| 4.97 | 4.8 | -19.26 | 3 | 19.09 | 3 | -8.93 | 2 | 13.05 | 3 | -19.26 | -5.22 | 1.55 | 4.24 | -1.51 | 0.87 | -0.21 | | 76 | |
| 4.83 | 5.1 | -20.26 | 3 | 16.31 | 4 | -8.1 | 1 | 11.77 | 3 | -20.26 | -5.59 | 1.32 | 3.57 | -2.19 | 0.81 | -0.22 | | 72 | |
| 3.28 | 3.52 | -28.28 | 4 | 9.76 | 4 | -3.67 | 1 | 8.13 | 4 | -28.28 | -10.49 | -0.66 | 4.5 | -6.17 | 0.96 | -0.84 | | 71 | |
| 3.43 | 0 | -24.9 | 4 | 21.69 | 3 | -13.5 | 4 | 15.36 | 2 | -24.9 | -8.8 | 0.12 | 5.09 | -3.65 | 1.12 | -0.89 | 0.91 | 68 | |
| 4.78 | 4.89 | -20.3 | 3 | 17.16 | 4 | -8.42 | 1 | 11.78 | 3 | -20.3 | -5.7 | 1.26 | 3.51 | -2.15 | 0.84 | -0.27 | | 41 | Select |
| 3.63 | 3.77 | -13.3 | 1 | 20.45 | 2 | -7.14 | 1 | 6.28 | 4 | -13.3 | -1.8 | 2.05 | 7.03 | 2.84 | 0.69 | 0.71 | 1.02 | 123 | |
| 4.54 | 4.7 | -20.37 | 2 | 23.67 | 1 | -8.87 | 2 | 12.04 | 2 | -20.37 | -5.18 | 1.8 | 6.12 | 1.5 | 0.98 | 0.59 | 0.53 | 119 | |
| 4.68 | 4.88 | -18.26 | 2 | 23.03 | 2 | -9.79 | 2 | 12.59 | 2 | -18.26 | -4.16 | 1.83 | 5.73 | 1.98 | 0.9 | 0.79 | | 119 | |
| 7.54 | 8.08 | -17.43 | 2 | 15.16 | 4 | -3.37 | 1 | 11.55 | 3 | -17.43 | -3.26 | 3.11 | 4.73 | 2.8 | 0.87 | 0.62 | | 104 | |
| 2.33 | 0 | -8.91 | 1 | 36.31 | 1 | -14.13 | 4 | 23.98 | 1 | -8.91 | -1.28 | 3.93 | 8.08 | 6.04 | 1.01 | 1.02 | | 99 | |
| 5.71 | 6.36 | -17.14 | 1 | 20.66 | 2 | -9.44 | 2 | 5.07 | 4 | -17.14 | -5.13 | -0.84 | 5.06 | 0.21 | 0.81 | 0.36 | 0.67 | 97 | |
| 3.91 | 3.76 | -18.36 | 2 | 20.41 | 2 | -6.42 | 1 | 7.4 | 4 | -18.36 | -4.92 | 1.64 | 6.54 | 1.44 | 0.93 | 0.44 | | 97 | |
| 5.46 | 3.95 | -9.14 | 1 | 14.84 | 4 | -10.81 | 3 | 12.72 | 2 | -9.14 | -3.5 | 2.2 | 6.15 | 1.89 | 0.8 | 0.53 | 0.9 | 96 | |
| 8.22 | 8.97 | -17.44 | 2 | 18.84 | 3 | -8.98 | 2 | 4.91 | 4 | -17.44 | -5.39 | -1.59 | 3.51 | -0.39 | 0.77 | 0.27 | 0.93 | 94 | |
| 4.2 | 4.45 | -13.68 | 1 | 20 | 3 | -10.18 | 2 | 10.67 | 3 | -13.68 | -3.5 | 1.37 | 4.88 | 2.23 | 0.85 | 0.71 | 0.92 | 85 | |
| 0.87 | 0.83 | 11.59 | 1 | 46.24 | 1 | -10.86 | 2 | 31.11 | 1 | 11.59 | 8.81 | 12.46 | 12.97 | 8.95 | 0.93 | 1.45 | 0.99 | 214 | Select |
| 0.38 | 0.34 | 12.54 | 1 | 30.99 | 2 | -6.04 | 1 | 27.21 | 3 | 12.54 | 7.59 | 12.99 | 15.5 | 7.59 | 0.9 | 1.39 | | 172 | Select |
| 0.53 | 1.1 | 2.69 | 2 | 30.35 | 2 | -6.31 | 1 | 36.23 | 1 | 2.69 | 3.42 | 12.75 | 13.18 | 3.82 | 1.07 | 0.8 | 1.54 | 161 | |
| 0.26 | 0.24 | 5.1 | 2 | 29.74 | 2 | -17.26 | 4 | 38.29 | 1 | 5.1 | -0.33 | 9.75 | 12.46 | 0.05 | 1.06 | -0.04 | 1.05 | 158 | |
| 0.86 | 1.05 | 6.88 | 1 | 28.84 | 2 | -17.38 | 4 | 50.71 | 1 | 6.88 | -0.43 | 14.18 | 15.17 | 0.38 | 1.15 | -0.04 | 1.03 | 131 | |
| 0.62 | 0.62 | -3.3 | 3 | 32.97 | 1 | -12.25 | 2 | 32.65 | 1 | -3.3 | 0 | 7.95 | 10.93 | 0.4 | 1.05 | 0.04 | 0.92 | 129 | |
| 1.77 | 0.92 | -2.69 | 3 | 31.65 | 2 | -15.67 | 3 | 28.46 | 2 | -2.69 | 0.11 | 5.05 | 8.78 | 0.2 | 0.92 | 0.06 | 0.83 | 117 | |
| 2.1 | 3.19 | -24.77 | 4 | 29.13 | 2 | -12.67 | 3 | 30.05 | 2 | -24.77 | -8.25 | 2.55 | 8.09 | -7.58 | 1.05 | -1.03 | | 107 | |

ESTATE CAPITAL INVESTMENT PORTFOLIOS PURCHASE LIST

| Sector | Management Group | Fund Name | Equity Style | Bond Style | MSIar Analysis Ratings | RSM | Sq Mile | FE Crown | IFE Risk | R3 Yr Volatility |
|---|--------------------------------|---|--------------|------------|------------------------|-----|-----------------|----------|----------|------------------|
| IA Europe Excluding UK (116) | Baillie Gifford & Co Ltd | European | LG | | | Yes | | 5 | 98 | 17.32 |
| IA Europe Excluding UK (116) | BlackRock | European Dynamic | LG | | Bronze | Yes | A | 4 | 101 | 15.42 |
| IA Europe Excluding UK (116) | BlackRock | Continental European | LG | | | Yes | | 5 | 96 | 14.42 |
| IA Europe Excluding UK (116) | Threadneedle Investment Serv | European Select | LG | | Bronze | Yes | A | 5 | 81 | 13.37 |
| IA Europe Excluding UK (116) | Vanguard Investments UK Limite | FTSE Developed Europe ex-UK Equity Index | LB | | Silver | Yes | Recommended | | 98 | 13.64 |
| IA Asia Pacific Excluding Japan (107) | Baillie Gifford & Co Ltd | Pacific | LG | | | Yes | | 5 | 88 | 16.67 |
| IA Asia Pacific Excluding Japan (107) | JP Morgan Asset Management UK | Asia Growth | LG | | Silver | | | 5 | 73 | 15.52 |
| IA Asia Pacific Excluding Japan (107) | Veritas Asset Mgmt LLP | Asian | LG | | Silver | | AA | 5 | 70 | 14.88 |
| IA Asia Pacific Excluding Japan (107) | Fidelity International (FIL In | Asia Pacific Opportunities | LB | | Bronze | Yes | | 4 | 66 | 16.67 |
| IA Asia Pacific Excluding Japan (107) | BlackRock | Pacific ex Japan Equity Index (UK) | LV | | Bronze | Yes | Recommended | | 76 | 14.72 |
| IA Asia Pacific Excluding Japan (107) | Legal & General UT Mgr Ltd | Pacific Index Trust | LV | | Bronze | Yes | Recommended | | 78 | 14.57 |
| IA Global EM Bonds - Blended (18) | M&G UK | Emerging Markets Bond | | LE | | Yes | A | 5 | 54 | 11.73 |
| IA Global EM Bonds - Hard Currency (30) | Legal & General UT Mgr Ltd | Emerging Markets Government Bond (US\$) Index | | LE | Silver | Yes | | | 56 | 10.38 |
| IA Global Bonds (191) | M&G UK | Global Macro Bond | | HM | Silver | Yes | | 4 | 35 | 6.42 |
| IA Global Bonds (191) | Dodge & Cox WorldwideFunds Plc | Global Bond | | ML | Gold | | | 4 | 46 | 8.41 |
| IA Global Bonds (191) | BlackRock | Overseas Corporate Bond Index (UK) | | MM | Bronze | Yes | | | 42 | 8.33 |
| IA Global Bonds (191) | BlackRock | Overseas Government Bond Index (UK) | | HE | Bronze | Yes | | | 42 | 8.41 |
| IA Global Bonds (191) | Vanguard Group (Ireland) Limit | Global Bond Index | | ME | Bronze | Yes | Recommended | | 17 | 3.04 |
| IA Global Bonds (191) | Vanguard Group (Ireland) Limit | US Government Bond Index | | HE | Silver | | Recommended | | 21 | 4.23 |
| IA Global Bonds (191) | Smith & Williamson Investment | Global Inflation Linked Bond | | HE | | | | 4 | 30 | 4.66 |
| IA Global Emerging Markets (117) | JP Morgan Asset Management UK | Emerging Markets | LG | | Silver | Yes | | 4 | 74 | 16.53 |
| IA Global Emerging Markets (117) | Baillie Gifford & Co Ltd | Emerging Markets Growth | LB | | | Yes | | 4 | 83 | 17.13 |
| IA Global Emerging Markets (117) | Fidelity International (FIL In | Emerging Markets | LB | | Bronze | Yes | A | 3 | 75 | 16.72 |
| IA Global Emerging Markets (117) | Quilter Investors Limited | Emerging Markets Equity Growth | LG | | Bronze | | | 4 | 72 | 16.5 |
| IA Global Emerging Markets (117) | Vanguard Group (Ireland) Limit | Emerging Markets Stock Index | LB | | Bronze | Yes | Recommended | | 70 | 14.14 |
| IA Global (353) | Baillie Gifford & Co Ltd | Global Discovery | MG | | Silver | | | 5 | 114 | 23.76 |
| IA Global (353) | Fundsmith | Equity | LG | | Gold | Yes | AA | 5 | 74 | 13.23 |
| IA Global (353) | Rathbone Unit Trust Mgmt Ltd | Global Opportunities Fund | LG | | Silver | Yes | | 5 | 85 | 15.1 |
| IA Global (353) | Baillie Gifford & Co Ltd | International | LG | | Silver | Yes | | 5 | 84 | 16.15 |
| IA Global (353) | Baillie Gifford & Co Ltd | Global Alpha Growth | LG | | Silver | | AA | 4 | 86 | 16.16 |
| IA Global (353) | T. Rowe Price (Lux) Management | Global Growth Equity | LG | | Silver | | | 5 | 84 | 16.37 |
| IA Global (353) | Vanguard Investments UK Limite | FTSE Developed World ex-UK Equity Index | LB | | Gold | Yes | Recommended | | 83 | 14.05 |
| IA Global (353) | Legal & General UT Mgr Ltd | International Index Trust | LB | | Bronze | Yes | Recommended | | 82 | 14.6 |
| IA Global (353) | Aberdeen Standard Fund Manager | Global Smaller Companies | MG | | Bronze | Yes | Suspended | 5 | 93 | 20.09 |
| IA Global (353) | Vanguard Group (Ireland) Limit | Global Small-Cap Index | SB | | Silver | Yes | | | 109 | 18.41 |
| IA China/Greater China (40) | Baillie Gifford & Co Ltd | China | LG | | | | | 4 | 93 | 18.91 |
| IA China/Greater China (40) | FSSA IM (First Sentier Investo | Greater China Growth | LB | | Silver | Yes | Responsible AA4 | | 71 | 15.12 |
| IA China/Greater China (40) | Matthews Asia | China | LG | | | | | 4 | 87 | 19.39 |
| IA Japan (72) | JP Morgan Asset Management UK | Japan | LG | | Silver | Yes | | 4 | 81 | 17.7 |
| IA Japan (72) | FSSA IM (First Sentier Investo | Japan Focus | LG | | | Yes | | 4 | 95 | 17.89 |
| IA Japan (72) | Baillie Gifford & Co Ltd | Japanese | LB | | | Yes | AA | 3 | 88 | 16.25 |
| IA Japan (72) | Lindsell Train | Japanese Equity | LG | | | Yes | | 5 | 85 | 16.39 |
| IA Japan (72) | Baillie Gifford & Co Ltd | Japanese Income Growth | LB | | Bronze | Yes | A | 3 | 88 | 15.05 |
| IA Japan (72) | Fidelity International (FIL In | Index Japan | LB | | Silver | Yes | Recommended | | 70 | 12.87 |
| IA Japan (72) | Vanguard Group (Ireland) Limit | Japan Stock Index | LB | | Silver | Yes | Recommended | | 89 | 12.17 |
| IA Japanese Smaller Companies (7) | Aberdeen Standard Investments | SICAV I Japanese Smaller Companies | MG | | | | | 3 | 93 | 16.48 |

ESTATE CAPITAL INVESTMENT PORTFOLIOS PURCHASE LIST

| Historic Yield | Yield | 12M Discrete | Rank Qt1 | 1Yr Discrete | Rank Qt1 | 2Yr Discrete | Rank Qt1 | 3Yr Discrete | Rank Qt1 | 1Yr Cumulative | 3Yr Cumulative | 5Yr Cumulative | 10Yr Cumulative | R3Yr Alpha | R3Yr Beta | R3Yr Info Ratio | TER | Score | Select | Purchase |
|----------------|-------|--------------|----------|--------------|----------|--------------|----------|--------------|----------|----------------|----------------|----------------|-----------------|------------|-----------|-----------------|------|-------|--------|----------|
| 0.31 | 0.21 | 42.37 | 1 | 32.92 | 1 | -12.36 | 3 | 23.43 | 1 | 42.37 | 13.32 | 18.43 | 13.87 | 14.19 | 1.05 | 1.59 | | 175 | Select | 2 |
| 0.71 | 0.59 | 18.92 | 1 | 30.07 | 1 | -13.04 | 3 | 25.42 | 1 | 18.92 | 8.23 | 14.09 | 12.06 | 8.81 | 1.01 | 1.67 | 0.93 | 157 | Select | 2 |
| 0.61 | 0.5 | 20.47 | 1 | 30.93 | 1 | -9.96 | 2 | 18.88 | 2 | 20.47 | 10.02 | 13.76 | 11.08 | 10.49 | 0.93 | 1.94 | 0.93 | 143 | Select | 2 |
| 0.9 | 0.77 | 7.52 | 1 | 27.42 | 1 | -10.56 | 2 | 19.58 | 1 | 7.52 | 5.21 | 10.03 | 10.57 | 5.56 | 0.86 | 0.99 | | 140 | Select | 2 |
| 2.8 | 2.21 | -4.33 | 3 | 20.03 | 3 | -9.62 | 1 | 16.84 | 3 | -4.33 | 0 | 7.38 | 6.5 | 0.34 | 0.93 | 0.16 | 0.12 | 102 | Select | 2 |
| 0.66 | 0.4 | 49.98 | 1 | 25.03 | 1 | -12.86 | 4 | 42.37 | 1 | 49.98 | 17.39 | 22.11 | 13.94 | 11.94 | 1.09 | 1.85 | | 198 | Select | 1 |
| 0.89 | 0.72 | 25.6 | 1 | 23.39 | 1 | -6.88 | 2 | 42.27 | 1 | 25.6 | 11.99 | 20.24 | 10.39 | 6.82 | 1.05 | 1.49 | 0.9 | 168 | Select | 1 |
| | | 34.97 | 1 | 25.44 | 1 | -11.72 | 3 | 37.73 | 1 | 34.97 | 14.6 | 20.8 | 12.5 | 9.64 | 0.98 | 1.77 | 0.91 | 179 | Select | 1 |
| 1.49 | 0 | 14.84 | 2 | 25.61 | 1 | -5.8 | 1 | 28.72 | 2 | 14.84 | 10.86 | 17.97 | | 5.58 | 1.11 | 1.02 | 0.9 | 143 | Select | 2 |
| 2.88 | 2.88 | 2.21 | 3 | 15 | 2 | -7.29 | 2 | 19.53 | 3 | 2.21 | 2.38 | 11.3 | 6.61 | -2.18 | 1 | -0.54 | 0.19 | 62 | Select | 2 |
| 3.92 | 2.7 | 1.77 | 4 | 14.94 | 2 | -7.31 | 2 | 19.34 | 4 | 1.77 | 2.17 | 11.09 | 6.5 | -2.35 | 0.99 | -0.59 | | 60 | Select | 1 |
| 5.3 | 5.19 | 0.15 | 2 | 12.07 | 1 | 0.62 | 1 | 3.52 | 2 | 0.15 | 3.66 | 9.35 | 6.44 | 1.41 | 1.07 | 0.38 | 0.75 | 118 | Select | 2 |
| 4.82 | 4.1 | 3.9 | 1 | 8.32 | 3 | -0.06 | 3 | -1.5 | 4 | 3.9 | 2.68 | 7.69 | | 0 | 0.83 | -0.1 | | 93 | Select | 1 |
| 1.55 | 0.74 | 9.2 | 1 | 4.39 | 3 | 3.69 | 2 | -3.83 | 4 | 9.2 | 5.73 | 7.99 | 5.57 | 3.02 | 0.77 | 0.39 | 0.78 | 51 | Select | 1 |
| 3.81 | | 7.46 | 1 | 8.37 | 1 | 3.89 | 2 | -1.68 | 3 | 7.46 | 6.32 | 9.81 | | 0.97 | 1.52 | 0.65 | 0.45 | 48 | Select | 2 |
| 2.58 | 2.42 | 6.71 | 1 | 7.79 | 1 | 2.97 | 2 | -1.09 | 3 | 6.71 | 5.48 | 8.61 | | 0.3 | 1.48 | 0.44 | 0.17 | 37 | Select | 2 |
| 1.2 | 0.89 | 6.1 | 2 | 2.05 | 4 | 5.85 | 1 | -3.18 | 4 | 6.1 | 5.11 | 7.47 | | 2.26 | 0.85 | 0.2 | 0.17 | 23 | Select | 2 |
| 1.61 | | 3.92 | 3 | 6.63 | 2 | -0.11 | 3 | 2 | 2 | 3.92 | 3.67 | 3.24 | 3.52 | 2.21 | 0.4 | 0.03 | 0.15 | 19 | Select | 1 |
| 1.77 | | 6.05 | 2 | 4.78 | 3 | -0.85 | 3 | 1.08 | 3 | 6.05 | 3.65 | 2.39 | | 3.14 | 0.16 | 0.01 | 0.12 | 13 | Select | 1 |
| 0.53 | | 5.78 | 2 | 6.41 | 2 | -1.56 | 3 | 1 | 3 | 5.78 | 4.14 | 3.86 | | 1.73 | 0.67 | 0.16 | 0.27 | 35 | Select | 2 |
| 0.71 | 0.6 | 20.61 | 1 | 27.49 | 1 | -11.41 | 3 | 29.61 | 1 | 20.61 | 10.83 | 17.82 | 7.3 | 9.1 | 1.04 | 1.84 | 1.15 | 168 | Select | 1 |
| 2.31 | 1.74 | 18.02 | 1 | 23.72 | 1 | -10.29 | 2 | 39.76 | 1 | 18.02 | 7.85 | 17.08 | 7.62 | 6.12 | 1.09 | 1.32 | | 155 | Select | 2 |
| 0.63 | 0 | 15.43 | 1 | 24.85 | 1 | -15.05 | 4 | 30.14 | 1 | 15.43 | 5.56 | 12.82 | 7.34 | 3.88 | 1.07 | 0.89 | 0.97 | 138 | Select | 2 |
| 0.91 | 1.09 | 23.24 | 1 | 26.57 | 1 | -9.57 | 2 | 29.73 | 1 | 23.24 | 12.24 | 18.71 | | 10.49 | 1.04 | 2.16 | | 126 | Select | 2 |
| 2.35 | | 8.14 | 2 | 13.6 | 3 | -9.58 | 2 | 25.36 | 2 | 8.14 | 2.61 | 11.58 | 4.34 | 1.01 | 0.92 | 0.32 | 0.23 | 95 | Select | 1 |
| 0 | 0 | 60.94 | 1 | 23.93 | 2 | 4.72 | 1 | 31.92 | 1 | 60.94 | 26.18 | 24.91 | 19.99 | 17.37 | 1.4 | 1.25 | | 215 | Select | 2 |
| 0.38 | 0.37 | 13.62 | 2 | 25.63 | 2 | 2.2 | 1 | 21.97 | 1 | 13.62 | 13.12 | 18.45 | | 7.26 | 0.86 | 1 | 1.05 | 185 | Select | 2 |
| 0 | 0 | 27.59 | 1 | 26.12 | 1 | -0.52 | 1 | 20.07 | 1 | 27.59 | 15.59 | 17.36 | 14.71 | 8.9 | 0.99 | 1.31 | | 184 | Select | 2 |
| 0.48 | 0.42 | 27.87 | 1 | 28.88 | 1 | -4.4 | 2 | 22.41 | 1 | 27.87 | 14.06 | 18.85 | 14.53 | 6.65 | 1.12 | 1.37 | | 189 | Select | 1 |
| 0.58 | 0.51 | 26.1 | 1 | 28.76 | 1 | -5 | 2 | 22.45 | 1 | 26.1 | 13.12 | 17.94 | 14.36 | 5.74 | 1.12 | 1.23 | | 161 | Select | 2 |
| 0 | 0 | 28.73 | 1 | 26.19 | 1 | -2.64 | 2 | 23.02 | 1 | 28.73 | 15.56 | 18.66 | 13.5 | 7.89 | 1.14 | 1.78 | 0.92 | 156 | Select | 1 |
| 1.8 | 1.55 | 6 | 3 | 22.82 | 2 | -2.96 | 2 | 12.77 | 3 | 6 | 7.47 | 12.87 | 11.47 | 0.98 | 1 | 0.37 | 0.14 | 137 | Select | 1 |
| 2.23 | 1.9 | 4.29 | 3 | 23.55 | 2 | -4.23 | 2 | 12.71 | 3 | 4.29 | 6.67 | 12.29 | 10.75 | 0.06 | 1.04 | 0.07 | | 111 | Select | 2 |
| 0 | 0 | 26.23 | 1 | 18.28 | 4 | -5.1 | 2 | 25.27 | 1 | 26.23 | 10.72 | 17.19 | | 2.86 | 1.31 | 0.4 | 1.06 | 149 | Select | 1 |
| 1.3 | | -0.01 | 4 | 21.03 | 3 | -8.72 | 4 | 11.83 | 4 | -0.01 | 2.53 | 10.42 | 10.43 | -4.8 | 1.27 | -0.51 | 0.29 | 99 | Select | 1 |
| 0.87 | 0.57 | 57.49 | 1 | 29.59 | 1 | -18.57 | 4 | 49.19 | 1 | 57.49 | 16.23 | 25.24 | 13.24 | 4.01 | 1.14 | 1.03 | | 179 | Select | 1 |
| 1.39 | 0.87 | 22.27 | 4 | 26.31 | 2 | -7.78 | 1 | 29.57 | 4 | 22.27 | 11.83 | 17.79 | 11.77 | 2.23 | 0.89 | 0.22 | | 178 | Select | 1 |
| | | 42.28 | 1 | 29.88 | 1 | -15.4 | 3 | 43.82 | 1 | 42.28 | 14.57 | 19.91 | 9.31 | 2.18 | 1.17 | 0.73 | 1.25 | 150 | Select | 2 |
| 0.33 | 0.25 | 29.94 | 1 | 25.09 | 1 | -8.33 | 1 | 24.8 | 1 | 29.94 | 15.12 | 18.22 | 15.24 | 12.05 | 1.11 | 1.26 | 0.9 | 180 | Select | 1 |
| 0 | 0.03 | 23.26 | 1 | 32.05 | 1 | -9.98 | 2 | 32.44 | 1 | 23.26 | 15.35 | 20.97 | | 12.28 | 1.12 | 1.25 | | 149 | Select | 1 |
| 1.45 | 1.22 | 8.11 | 2 | 18.5 | 2 | -12.57 | 3 | 26.56 | 1 | 8.11 | 5.06 | 13.91 | 13.18 | 1.84 | 1.15 | 0.42 | | 129 | Select | 2 |
| 1.43 | | 0.32 | 3 | 17.95 | 2 | 2.1 | 1 | 26.77 | 1 | 0.32 | 7.26 | 14.42 | 12.07 | 5.3 | 0.83 | 0.34 | 0.72 | 129 | Select | 2 |
| 2.47 | 2.35 | 2.91 | 2 | 15.86 | 3 | -6.38 | 1 | 20.22 | 2 | 2.91 | 5.11 | | | 2.01 | 1.07 | 0.53 | | 106 | Select | 2 |
| 2.29 | 2.06 | 2.16 | 2 | 13.87 | 4 | -7.46 | 1 | 13.45 | 4 | 2.16 | 2.59 | 9.11 | | -0.19 | 0.93 | -0.13 | 0.1 | 95 | Select | 1 |
| 1.83 | | 0.25 | 3 | 14.8 | 3 | -7.65 | 1 | 13.07 | 4 | 0.25 | 2.58 | 8.74 | 7.86 | -0.04 | 0.86 | -0.11 | 0.16 | 91 | Select | 2 |
| | 0.8 | 5.55 | 2 | 22.39 | 1 | -8.36 | 1 | 19.24 | 3 | 5.55 | 6.7 | 13.1 | 13.07 | 2.49 | 0.88 | 0.4 | | 84 | Select | 2 |

ESTATE CAPITAL INVESTMENT PORTFOLIOS PURCHASE LIST

| Sector | Management Group | Fund Name | Equity Style | Bond Style | MSI* Analysis Rating | RSM | Sq Mile | FE Crown | IFE Risk | R3Yr Volatility |
|--|--------------------------------|---------------------------------------|--------------|------------|----------------------|-----|-------------|----------|----------|-----------------|
| IANorth America (151) | Baillie Gifford & Co Ltd | American | LG | | | Yes | | 5 | 131 | 26 |
| IA North America (151) | UBS Asset Mgmt Funds Ltd | US Growth | LG | | | Yes | | 5 | 89 | 18.05 |
| IA North America (151) | T. Rowe Price (Lux) Management | US Large Cap Growth Equity | LG | | Silver | | | 5 | 92 | 17.87 |
| IA North America (151) | AXA IM UK | Framlington American Growth | LG | | | Yes | | 4 | 86 | 18.58 |
| IA North America (151) | Natixis Investment Managers | Loomis Sayles U.S. Equity Leaders | LG | | Silver | | A | 5 | 89 | 16.01 |
| IA North America (151) | T. Rowe Price (Lux) Management | US Blue Chip Equity | LG | | Silver | | | 5 | 90 | 17.9 |
| IA North America (151) | Vanguard Investments UK Limite | US Equity Index | LB | | Gold | Yes | Recommended | | 92 | 15.8 |
| IA North America (151) | HSBC Gbl Asset Mgt (HSBC Inv) | American Index | LB | | Silver | Yes | Recommended | | 79 | 15.53 |
| IA North American Smaller Companies (18) | JP Morgan Asset Management UK | US Small Cap Growth | SG | | | | | 5 | 112 | 23.8 |
| IA Specialist (255) Biotechnology | Polar Capital | Biotechnology | MG | | | | | 5 | 128 | 21.2 |
| IA Specialist (255) Precious Metals | Ninety One Fund Managers UK Li | Global Gold | MB | | | | | 3 | 158 | 32.86 |
| IA Specialist Commodity & Energy (410) | iShares | Global Clean Energy UCITS ETF | MG | | | Yes | | | 140 | 24.16 |
| IA Specialist (255) Insurance | Polar Capital | Global Insurance | MB | | Silver | | AA | 5 | 110 | 14.26 |
| IA UK Gilts (32) | Vanguard Group (Ireland) Limit | UK Government Bond Index | | HE | Silver | Yes | Recommended | | 37 | 6.62 |
| IA Sterling Corporate Bond (100) | Schroder UT Managers | Sterling Corporate Bond | | LE | | Yes | A | 4 | 37 | 7.94 |
| IA Sterling Corporate Bond (100) | Fidelity International (FIL In | Moneybuilder Income | | ME | Silver | Yes | A | 2 | 27 | 5.77 |
| IA Sterling Corporate Bond (100) | Royal London Unit Tst Mgrs Ltd | Corporate Bond | | LE | Bronze | Yes | | 3 | 29 | 5.85 |
| IA Sterling Corporate Bond (100) | Baillie Gifford & Co Ltd | Investment Grade Long Bond | | ME | | | | 5 | 54 | 8.55 |
| IA Sterling Corporate Bond (100) | Quilter Investors Limited | Investment Grade Corporate Bond | | ME | Gold | | | 2 | 21 | 4.36 |
| IA Sterling Corporate Bond (100) | Merian Investment Management L | Corporate Bond | | ME | | Yes | | 5 | 31 | 6.15 |
| IA Sterling Corporate Bond (100) | Janus Henderson Global Investo | Long Dated Credit | | ME | Silver | | | 3 | 56 | 11.24 |
| IA Sterling Corporate Bond (100) | Vanguard Group (Ireland) Limit | UK Investment Grade Bond Index | | ME | Bronze | Yes | Recommended | | 26 | 5.46 |
| IA Sterling High Yield (43) | Threadneedle Investment Serv | High Yield Bond | | LL | Bronze | Yes | A | 4 | 55 | 9.68 |
| IA Sterling High Yield (43) | Baillie Gifford & Co Ltd | High Yield Bond | | LL | Bronze | Yes | A | 3 | 51 | 11.41 |
| IA Sterling High Yield (43) | Royal London Asset Mgmt (IRL) | Short Duration Global High Yield Bond | | LL | | Yes | | 3 | 36 | 5.18 |
| IA Sterling Strategic Bond (97) | Janus Henderson Global Investo | Strategic Bond | | LM | Silver | Yes | AA | 4 | 35 | 5.85 |
| IA Sterling Strategic Bond (97) | Allianz Global Invtrs GmbH(UK) | Strategic Bond | | HM | | Yes | AA | 5 | 30 | 7.23 |
| IA Sterling Strategic Bond (97) | Artemis Fund Managers Limited | Strategic Bond | | LM | Silver | Yes | AA | 1 | 25 | 5.11 |
| IA Sterling Strategic Bond (97) | Aegon Asset Management | Strategic Bond | | LL | | Yes | | 4 | 43 | 8.08 |
| IA Sterling Strategic Bond (97) | Royal London Unit Tst Mgrs Ltd | Ethical Bond | | ME | | Yes | | 4 | 29 | 5.55 |
| IA Technology & Telecommunications (16) | Polar Capital | Global Technology | LG | | Silver | | A | 4 | 99 | 17.46 |
| IA UK All Companies (248) | Liontrust Fund Partners LLP | Special Situations | MG | | Bronze | Yes | AA | 5 | 78 | 14.19 |
| IA UK All Companies (248) | Lindsell Train | LF Lindsell Train UK Equity | LG | | Bronze | Yes | A | 5 | 82 | 12.84 |
| IA UK All Companies (248) | Baillie Gifford & Co Ltd | UK Equity Alpha | MG | | | Yes | A | 4 | 105 | 20.63 |
| IA UK All Companies (248) | Merian Investment Management L | UK Mid Cap | MG | | Silver | Yes | A | 3 | 138 | 25.85 |
| IA UK All Companies (248) | RLUM (CIS) Ltd | Sustainable Leaders Trust | LB | | Silver | | | 5 | 86 | 13.11 |
| IA UK All Companies (248) | Vanguard Investments UK Limite | FTSE U.K. All Share Index Unit Trust | LV | | Gold | Yes | Recommended | | 101 | 14.75 |
| IA UK All Companies (248) | HSBC Gbl Asset Mgt (HSBC Inv) | FTSE 100 Index | LV | | Bronze | | Recommended | | 92 | 14.62 |
| IA UK Smaller Companies (50) | Aberdeen Standard Fund Manager | UK Smaller Companies | SG | | Gold | Yes | AAA | 5 | 108 | 19.58 |
| IA UK Smaller Companies (50) | Liontrust Fund Partners LLP | UK Smaller Companies | SG | | Bronze | Yes | AA | 5 | 84 | 18.62 |

ESTATE CAPITAL INVESTMENT PORTFOLIOS PURCHASE LIST

| Historic Yield | Yield | 12M Discrete | Rank Qt1 | 1Yr Discrete | Rank Qt1 | 2Yr Discrete | Rank Qt1 | 3Yr Discrete | Rank Qt1 | 1Yr Cumulative | 3Yr Cumulative | 5Yr Cumulative | 10Yr Cumulative | R3Yr Alpha | R3Yr Beta | R3Yr Info Ratio | TER | Score | Select | Purchase |
|----------------|-------|--------------|----------|--------------|----------|--------------|----------|--------------|----------|----------------|----------------|----------------|-----------------|------------|-----------|-----------------|------|-------|--------|----------|
| 0 | 0 | 102.29 | 1 | 26.89 | 2 | 13.34 | 1 | 23.6 | 1 | 102.29 | 40.27 | 35.03 | 23.98 | 25.37 | 1.37 | 1.76 | | 250 | Select | 1 |
| 0 | 0 | 28.75 | 1 | 32.54 | 1 | 5.3 | 1 | 20.12 | 1 | 28.75 | 20.16 | 20.23 | 17.81 | 8.85 | 1.08 | 1.36 | | 150 | Select | 2 |
| | | 29.86 | 1 | 24.42 | 3 | 9.32 | 1 | 24.33 | 1 | 29.86 | 19.41 | 21.69 | 19.17 | 8.19 | 1.07 | 1.33 | 0.74 | 154 | Select | 1 |
| 0 | 0 | 28.88 | 1 | 32.17 | 1 | 4.28 | 1 | 18.44 | 1 | 28.88 | 19.96 | 18.5 | 16.7 | 8.1 | 1.14 | 1.49 | | 139 | Select | 2 |
| 0.06 | | 28.31 | 1 | 27.03 | 2 | 1.45 | 1 | 19.93 | 1 | 28.31 | 16.59 | 20.06 | | 6.77 | 0.94 | 0.9 | 1 | 122 | Select | 1 |
| | | 28.88 | 1 | 25.55 | 2 | 8.28 | 1 | 22.79 | 1 | 28.88 | 19.15 | 20.67 | 19.03 | 7.97 | 1.07 | 1.26 | 0.81 | 150 | Select | 2 |
| 1.4 | 1.26 | 9.68 | 2 | 25.42 | 2 | 0.22 | 2 | 10.23 | 3 | 9.68 | 10.53 | 15.03 | 14.68 | 0.61 | 0.99 | 0.16 | 0.1 | 82 | Select | 1 |
| 1.62 | 1.48 | 10.26 | 2 | 27.2 | 2 | -0.49 | 2 | 10.54 | 2 | 10.26 | 11.22 | 15.23 | 14.94 | 1.28 | 0.99 | 0.5 | | 85 | Select | 1 |
| 0 | 0 | 35.24 | 1 | 32.95 | 1 | -2.22 | 2 | 28.26 | 1 | 35.24 | 20.09 | 23.25 | 17.12 | 9.73 | 1.12 | 1.46 | 0.8 | 160 | Select | 1 |
| | | 48.75 | | 26.27 | | 2.08 | | 19.46 | | 48.75 | 18.49 | 17.91 | | 18.47 | 0.98 | 0.94 | 1.17 | 139 | Select | 1 |
| 0.13 | 0.1 | 40.55 | | 37.11 | | -0.62 | | 0.02 | | 40.55 | 22.63 | 25.94 | 1.44 | 23.93 | 1.65 | 0.79 | | 120 | Select | 1 |
| 1.51 | | 84.08 | 1 | 38.09 | 1 | -3.32 | 2 | 9.79 | 2 | 84.08 | 31.2 | 21.24 | 6.2 | 31.72 | 1.71 | 1.58 | 0.65 | 156 | Select | 1 |
| | | -12.03 | | 23.26 | | 1.48 | | 6.47 | | -12.03 | 2.66 | 9.92 | 12.11 | 1.79 | 0.87 | 0.12 | 0.88 | 66 | | 1 |
| 1.02 | | 5.32 | 3 | 7.47 | 1 | 0.37 | 1 | 1.89 | 1 | 5.32 | 5.86 | 5.62 | 5.65 | 0.18 | 0.98 | 0.03 | 0.12 | 26 | Select | 1 |
| 3.77 | 3.98 | 8.57 | 1 | 14.61 | 1 | -1.65 | 2 | 8.43 | 1 | 8.57 | 7.18 | 7.87 | 6.26 | 1.26 | 1.39 | 1.01 | | 84 | Select | 1 |
| 3.02 | 2.94 | 4.09 | 3 | 9.7 | 2 | -2.42 | 3 | 4.88 | 3 | 4.09 | 4.09 | 4.9 | 5.13 | -0.25 | 1.02 | -0.22 | 0.56 | 51 | Select | 2 |
| 3.43 | 3.01 | 4.2 | 3 | 10.85 | 2 | -2.05 | 2 | 7.06 | 1 | 4.2 | 4.65 | 5.86 | 6.11 | 0.24 | 1.03 | 0.46 | | 62 | Select | 2 |
| 2.8 | 2.5 | 8.31 | 1 | 14.92 | 1 | -2.48 | 3 | 6.14 | 1 | 8.31 | 7.58 | 7.89 | 7.96 | 1.52 | 1.42 | 0.82 | | 80 | Select | 1 |
| 2.01 | 2.1 | 6.02 | 1 | 8.67 | 3 | -2.12 | 2 | 4.89 | 3 | 6.02 | 4.16 | 4.68 | | 0.89 | 0.76 | -0.06 | | 43 | Select | 2 |
| 2.49 | 2.4 | 8.19 | 1 | 11.74 | 1 | -2.5 | 3 | 5.39 | 2 | 8.19 | 6.27 | 6.33 | 5.78 | 1.6 | 1.08 | 1.81 | 0.64 | 72 | Select | 1 |
| 2.25 | 2.1 | 9.04 | 1 | 17.39 | 1 | -4.49 | 4 | 5.92 | 2 | 9.04 | 8.1 | 9.09 | 7.95 | 0.22 | 1.89 | 0.6 | 0.55 | 70 | Select | 1 |
| 2.16 | | 4.39 | 2 | 9.32 | 3 | -1.71 | 2 | 4.24 | 3 | 4.39 | 4.28 | 5.47 | 5.79 | 0.21 | 0.95 | 0.01 | 0.12 | 28 | Select | 1 |
| 3.82 | 3.96 | 0.43 | 2 | 10.99 | 3 | -1.53 | 1 | 6.32 | 2 | 0.43 | 2.48 | 4.09 | 4.87 | 0.76 | 0.95 | 0.31 | | 65 | Select | 1 |
| 4.13 | 4.4 | 0.38 | 2 | 11.88 | 2 | -2.52 | 2 | 8.12 | 1 | 0.38 | 2.61 | 4.9 | 5.66 | 0.69 | 1.13 | 0.31 | | 65 | Select | 2 |
| 4.76 | 4.41 | -1.18 | 3 | 4.85 | 4 | 0.44 | 1 | 2.32 | 4 | -1.18 | 1.17 | 2.09 | | 0.13 | 0.51 | -0.11 | | 46 | Select | 1 |
| 3 | 3.4 | 6.52 | 1 | 9.51 | 2 | -1.3 | 1 | 5.99 | 2 | 6.52 | 4.91 | 5.06 | 5.24 | 1.81 | 0.91 | 0.54 | 0.7 | 68 | Select | 1 |
| 2.91 | 1.43 | 27.43 | 1 | 11.28 | 1 | 2.75 | 1 | 1.48 | 4 | 27.43 | 13.67 | 9.34 | 7.43 | 14.61 | -0.17 | 0.95 | 0.65 | 92 | Select | 2 |
| 2.4 | 2.29 | 3.82 | 2 | 8.6 | 3 | -3.04 | 3 | 7.55 | 1 | 3.82 | 3 | 4.8 | 5.05 | 0.04 | 0.87 | -0.27 | | 43 | Select | 2 |
| 2.24 | 2.9 | 10.06 | 1 | 10.25 | 2 | -1.98 | 2 | 5.65 | 2 | 10.06 | 6.15 | 5.41 | 4.54 | 1.49 | 1.38 | 0.96 | | 68 | Select | 1 |
| 3.04 | 2.58 | 4.45 | 2 | 10.06 | 2 | -1.26 | 1 | 6.81 | 2 | 4.45 | 4.82 | 5.72 | 6.11 | 1.68 | 0.92 | 0.73 | | 65 | Select | 1 |
| | | 55.98 | 1 | 33.21 | 3 | 8.94 | 1 | 34.71 | 1 | 55.98 | 27.99 | 32.1 | 21.05 | 6.83 | 1.01 | 1.19 | 1.14 | 206 | Select | 1 |
| 1.52 | 1.57 | -5.61 | 1 | 21.62 | 3 | -2.12 | 1 | 16.76 | 1 | -5.61 | 2.08 | 7.86 | 11.21 | 5.7 | 0.8 | 1.19 | | 83 | Select | 2 |
| 1.99 | 2.14 | -10.6 | 2 | 22.81 | 2 | -1.09 | 1 | 20.66 | 1 | -10.6 | 2.61 | 7.51 | 11.8 | 5.29 | 0.57 | 0.61 | 0.65 | 87 | Select | 1 |
| 1.42 | 1.45 | 0.45 | 1 | 31.01 | 1 | -5.16 | 1 | 23.84 | 1 | 0.45 | 6.26 | 9.66 | 9.17 | 12.23 | 1.09 | 1.21 | | 96 | Select | 1 |
| 0.43 | 0.39 | -0.41 | 1 | 29.78 | 1 | -21.54 | 4 | 27.99 | 1 | -0.41 | -2.04 | 6.46 | 11.93 | 6.06 | 1.44 | 0.22 | 0.85 | 71 | Select | 1 |
| 1.41 | 1.38 | -1.43 | 1 | 29.51 | 1 | -1.99 | 1 | 15.81 | 2 | -1.43 | 6.17 | 8.75 | 10.78 | 9.49 | 0.73 | 1.54 | | 93 | Select | 2 |
| 4.97 | 3.07 | -18.76 | 3 | 19.04 | 3 | -9.65 | 2 | 13 | 3 | -18.76 | -5.18 | 1.68 | 4.33 | -1.6 | 0.83 | -0.15 | 0.06 | 25 | Select | 1 |
| 4.78 | 4.89 | -20.3 | 3 | 17.16 | 4 | -8.42 | 1 | 11.78 | 3 | -20.3 | -5.7 | 1.26 | 3.51 | -2.15 | 0.84 | -0.27 | | 29 | Select | 1 |
| 0.87 | 0.83 | 11.59 | 1 | 46.24 | 1 | -10.86 | 2 | 31.11 | 1 | 11.59 | 8.81 | 12.46 | 12.97 | 8.95 | 0.93 | 1.45 | 0.99 | 133 | Select | 1 |
| 0.38 | 0.34 | 12.54 | 1 | 30.99 | 2 | -6.04 | 1 | 27.21 | 3 | 12.54 | 7.59 | 12.99 | 15.5 | 7.59 | 0.9 | 1.39 | | 120 | Select | 2 |

*Maximise your returns with
a level of risk you're entirely
comfortable with*

Financial Advice & Wealth Management



7 Uplands Crescent
Swansea
SA2 0PA

Phone: 01792 477763
Email: mail@estatecapital.co.uk
www.estatecapital.co.uk

ESTATE  CAPITAL